

School Streets Scheme: Holy Trinity CE Primary, Zone 7

There were 52 responses in total to this consultation. This total came from 46 households.

Question 1

In what capacity are you responding to this consultation?

NB Respondents were able to select more than one option, so percentages add up to more than 100.

Response	Number of respondents	Percentage of respondents
TOTAL NUMBER OF RESPONDENTS ANSWERING THIS QUESTION	52	
I am a parent/carer of a student at the school	46	88%
I am a member of staff at the school	0	0%
I live in the local area	15	29%
I work/study in the local area	2	4%
I commute through the local area	3	6%
I am a member of a local group or organisation	0	0%
Other	2	4%

Question 2

If you have a child at the school or are a member of staff at the school, please tell us your current MAIN mode of transport for getting to/from school:

Response	Number of Respondents	Percentage of Respondents
TOTAL NUMBER OF RESPONDENTS ANSWERING THIS QUESTION	47	100%
Walking	24	51%

Cycling	6	13%
Car / motorcycle	16	34%
Public transport	1	2%
Other	0	0%

Question 3

Please give us your address and postcode

Live on School Street zone:	Number of respondents	Percentage of respondents
TOTAL NUMBER OF RESPONDENTS ANSWERING THIS QUESTION	46	%
Live in School Street zone	3	7%
NOT live in School Street zone	43	93%

Question 4

Please tell us whether or not you support the proposed School Street scheme in these roads?

Response	Number of Respondents	Percentage of Respondents
TOTAL NUMBER OF HOUSEHOLDS ANSWERING THIS QUESTION	46	100%
I support it	26	57%
I don't support it	18	39%
I don't know/I have no opinion/households with different opinions	2	4%

Question 5

Please tell us why you don't support the School Streets scheme in these roads?

Analysed by those who do not support the scheme	Number of respondents	Percentage of respondents
TOTAL NUMBER OF RESPONDENTS ANSWERING THIS QUESTION	21	%
It pushes traffic/congestion onto other nearby roads	17	81%
Parking on nearby roads will be more difficult	12	57%
It will result in more idling cars/pollution in nearby roads	11	52%
To be effective, the scheme should be extended to include an adjoining road/nearby roads	2	10%
I'm against the use of ANPR cameras/fines	7	33%
It will cause problems for deliveries/couriers/tradesmen/regular visitors	4	19%
It's inconvenient for residents of the 'School street'	1	5%
It's inconvenient for parents/some parents are reliant on driving to/from school	17	81%
Other	12	57%

Question 6

Please tell us why you support the School Streets scheme in these roads?

Analysed by those who support the scheme	Number of respondents	Percentage of respondents
TOTAL NUMBER OF RESPONDENTS ANSWERING THIS QUESTION	29	%
It improves road safety	29	100%
It keeps the area outside the school gates free of congestion	29	100%
It reduces idling vehicles and improves air quality	25	86%
It encourages walking/cycling to school	25	86%
It aids social distancing	11	38%
It creates a more pleasant/calm atmosphere in the road	25	86%

Other	5	17%
-------	---	-----

RESPONDENT PROFILE

Question 8		
Are you:		
Response	Number of Respondents	Percentage of Respondents
TOTAL NUMBER OF RESPONDENTS ANSWERING THIS QUESTION	51	100%
Male	13	25%
Female	35	69%
Prefer not to say	3	6%
Prefer to self-describe	0	0%

Question 9		
What was your age last birthday?		
Response	Number of Respondents	Percentage of Respondents
TOTAL NUMBER OF RESPONDENTS ANSWERING THIS QUESTION	51	100%
19 and under	0	0%
20-24	0	0%
25-34	4	8%
35-44	33	65%
45-54	11	22%

55-64	1	2%
65-74	0	0%
75+	0	0%
Prefer not to say	2	4%

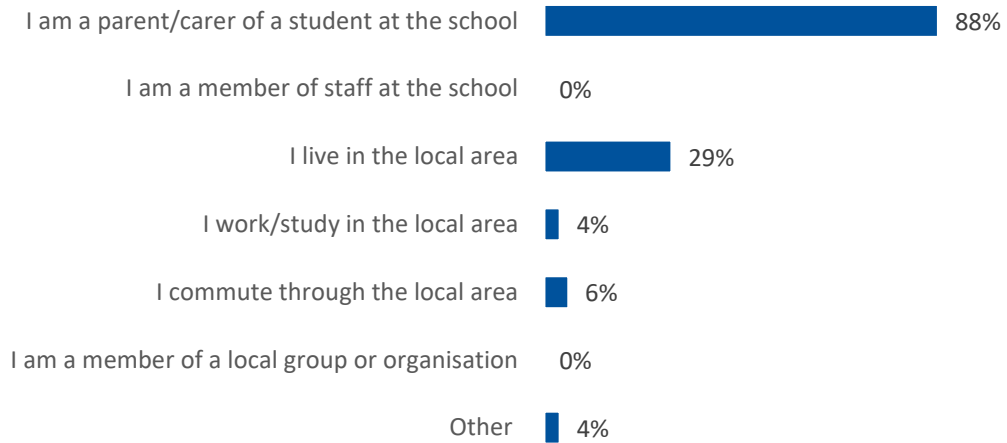
Question 10		
Do you consider yourself to have a disability?		
Response	Number of Respondents	Percentage of Respondents
TOTAL NUMBER OF RESPONDENTS ANSWERING THIS QUESTION	50	100%
Yes	2	4%
No	46	92%
Prefer not to say	2	4%

Question 11		
How would you describe your ethnic group?		
Response	Number of Respondents	Percentage of Respondents
TOTAL NUMBER OF RESPONDENTS ANSWERING THIS QUESTION	51	100%
White	39	76%
Mixed/multiple ethnic groups	5	10%
Asian or Asian British	2	4%
Black/African/Caribbean/Black British	0	0%
Prefer not to say	5	10%

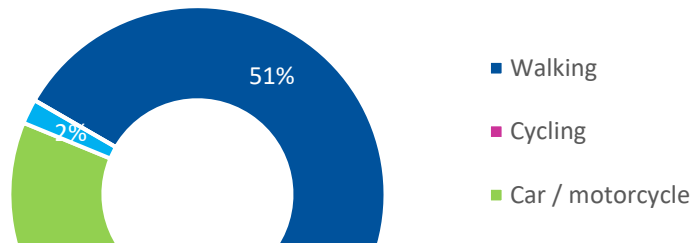
Official

Other ethnic group	0	0%
--------------------	---	----

In what capacity are you responding to this consultation?

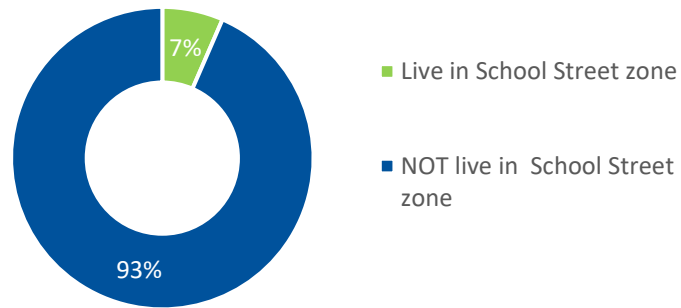


If you have a child at the school or are a member of staff at the school, please tell us your current MAIN mode of transport for getting to/from school:

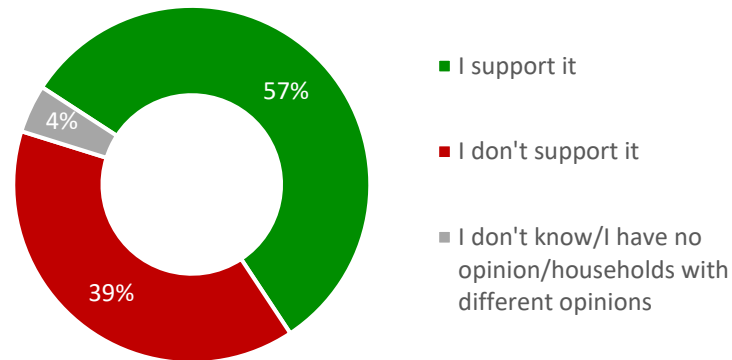




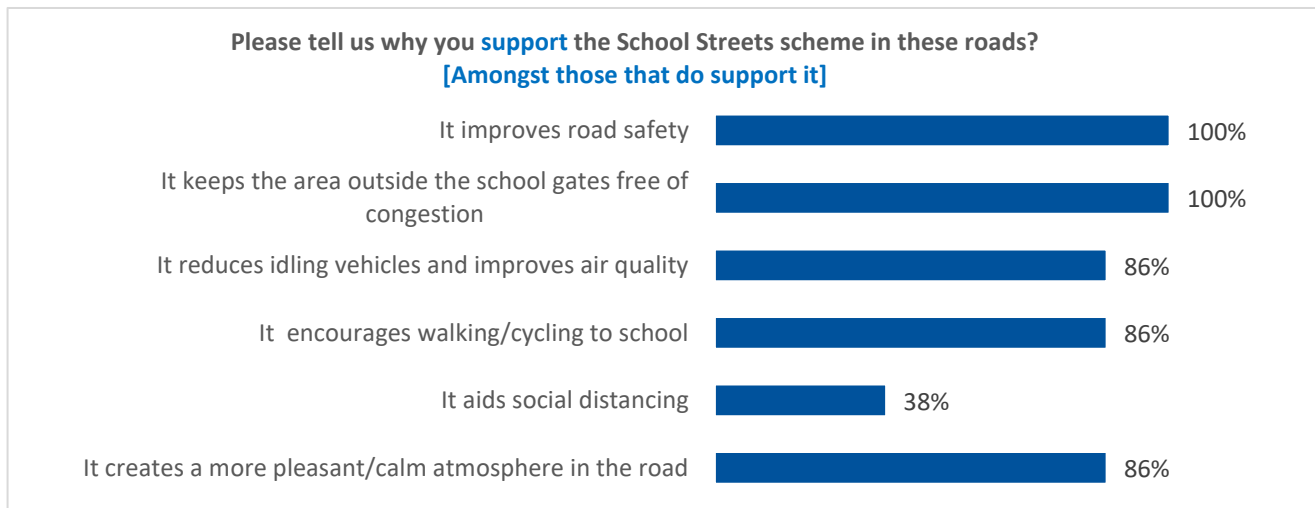
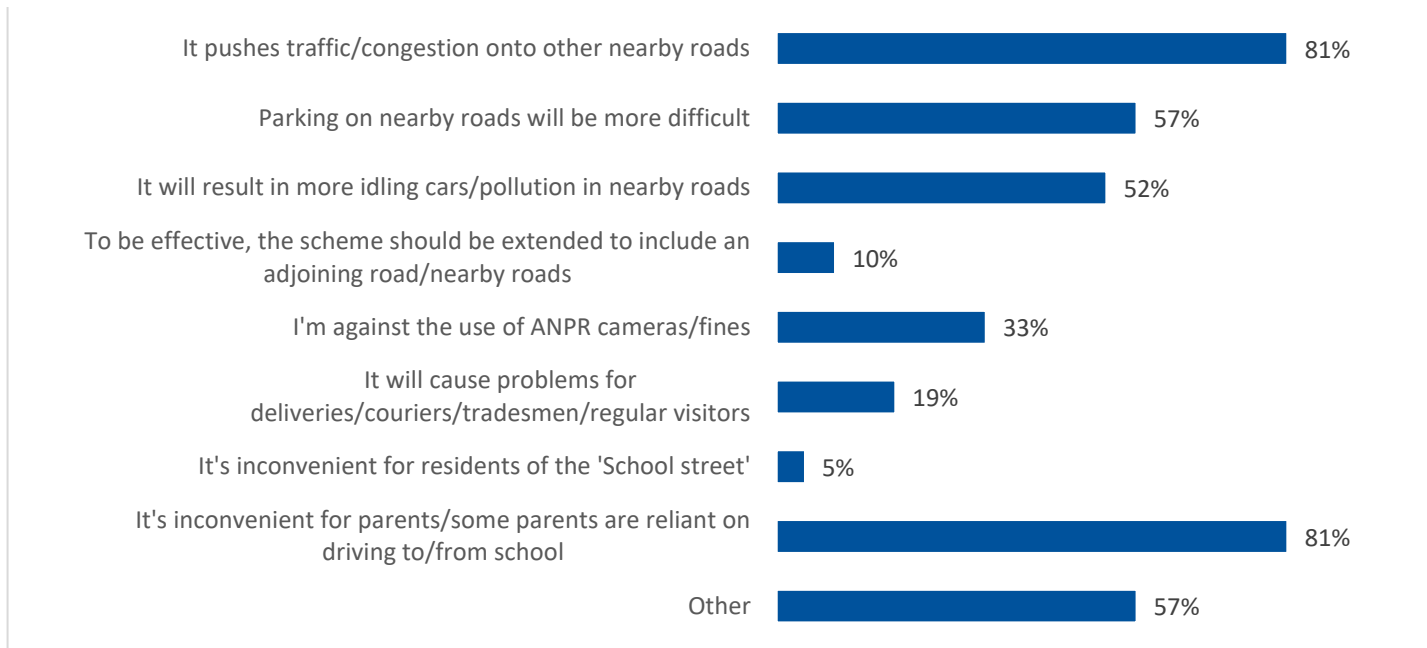
School Street Zone



Please tell us whether or not you support the proposed School Street scheme in these roads? HOUSEHOLDS

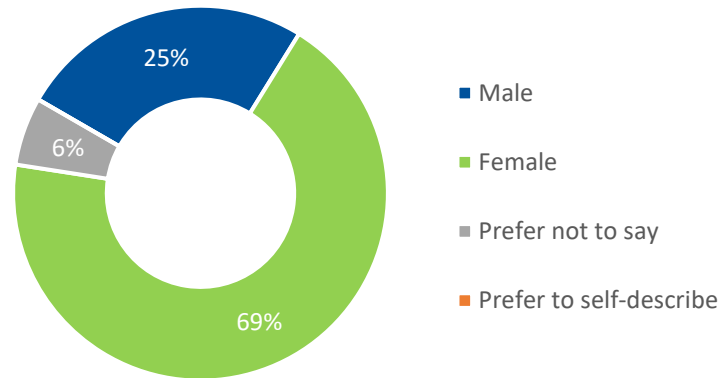


Please tell us why you **don't support** the School Streets scheme in these roads?
[Amongst those that do not support it]

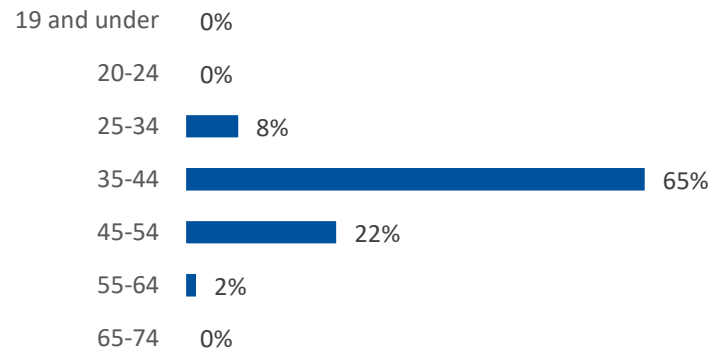


Other 17%

Respondent profile: Gender

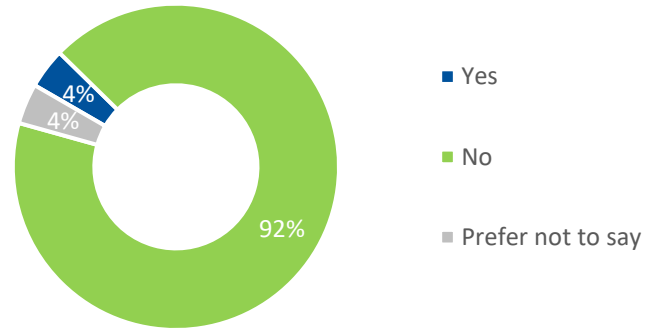


Respondent profile: Age

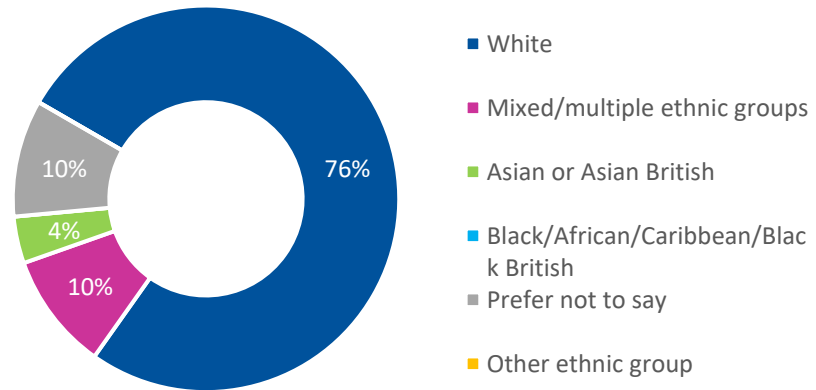


75+ 0%
Prefer not to say 4%

Respondent profile: Do you consider yourself to have a disability?



Respondent profile: Ethnicity



Official

