

School Streets Scheme: St Richard Reynold Catholic College, Zone 4

Responses submitted 10th May or later

There were 41 responses submitted 10th May or later. This total came from 32 households.

Question 1

In what capacity are you responding to this consultation?

NB Respondents were able to select more than one option, so percentages add up to more than 100.

Responses: 10th May or later	Number of respondents	Percentage of respondents
TOTAL NUMBER OF RESPONDENTS ANSWERING THIS QUESTION	41	
I live in the local area	34	83%
I am a parent/carer of a student at the school	7	17%
I am a member of staff at the school	1	2%
I work/study in the local area	7	17%
I commute through the local area	6	15%
I am a member of a local group or organisation	2	5%
Other	0	0%

Question 3

Please give us your address and postcode

Responses: 10th May or later	Number of respondents	Percentage of respondents
TOTAL NUMBER OF RESPONDENTS ANSWERING THIS QUESTION	41	%
Live in School Street zone	20	49%
NOT live in School Street zone	21	51%

Question 4

Please tell us whether or not you support the proposed School Street scheme in these roads?

HOUSEHOLDS: 10th May or later	Number of households	Percentage of households
TOTAL NUMBER OF HOUSEHOLDS ANSWERING THIS QUESTION	32	100%
I support it	15	47%
I don't support it	16	50%
I don't know/I have no opinion	1	3%

Question 4

Please tell us whether or not you support the proposed School Street scheme in these roads?

HOUSEHOLDS: 10th May or later	TOTAL	In School Street zone	Outside zone
I support it	47%	53%	41%
I don't support it	50%	47%	53%
I don't know/I have no opinion	3%	0%	6%
	100%	100%	100%

TOTAL NUMBER OF HOUSEHOLDS ANSWERING THIS QUESTION	32	15	17
I support it	15	8	7
I don't support it	16	7	9
I don't know/I have no opinion	1	0	1

HOUSEHOLDS: 10th May or later	Parent/carer of student at school/Member of staff	Live in area, NOT a parent of student at school/not a member of staff
	I support it	50%
I don't support it	50%	48%
I don't know/I have no opinion	0%	4%
	100%	100%

TOTAL NUMBER OF HOUSEHOLDS ANSWERING THIS QUESTION	6	23
I support it	3	11
I don't support it	3	11
I don't know/I have no opinion	0	1

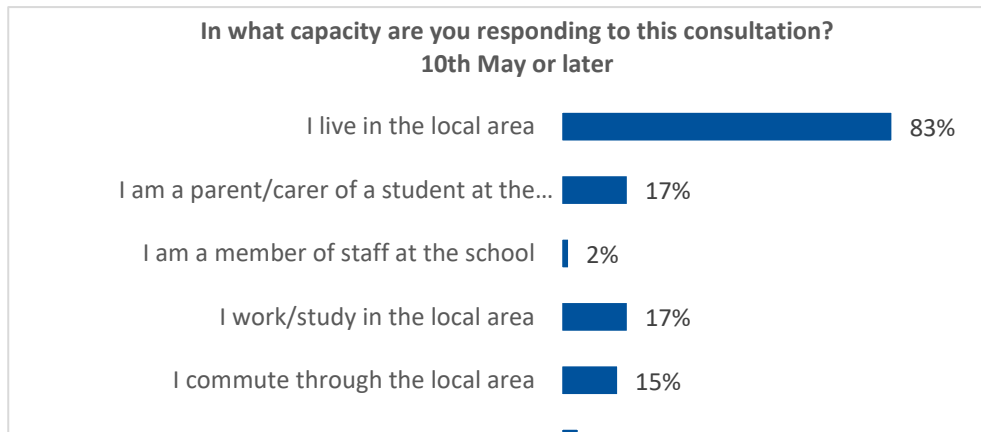
Question 5		
Please tell us why you don't support the School Streets scheme in these roads?		
Analysed by those who do not support the scheme: 10th May or later	Number of respondents	Percentage of respondents
TOTAL NUMBER OF RESPONDENTS ANSWERING THIS QUESTION	22	%
It pushes traffic/congestion onto other nearby roads	20	91%
It will result in more idling cars/pollution in nearby roads	18	82%
It will cause problems for deliveries/couriers/tradesmen/regular visitors	18	82%
It's inconvenient for residents of the 'School street'	13	59%
I'm against the use of ANPR cameras/fines	12	55%
Parking on nearby roads will be more difficult	8	36%
It's inconvenient for parents/some parents are reliant on driving to/from school	6	27%

To be effective, the scheme should be extended to include an adjoining road/nearby roads	3	14%
Other	9	41%

Question 6

Please tell us why you support the School Streets scheme in these roads?

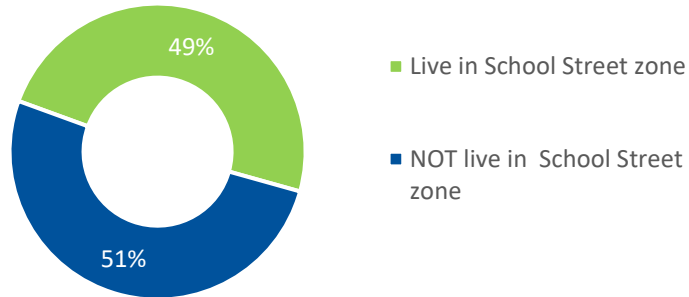
Analysed by those who support the scheme: 10th May or later	Number of respondents	Percentage of respondents
TOTAL NUMBER OF RESPONDENTS ANSWERING THIS QUESTION	18	%
It keeps the area outside the school gates free of congestion	18	100%
It improves road safety	17	94%
It encourages walking/cycling to school	16	89%
It creates a more pleasant/calm atmosphere in the road	15	83%
It reduces idling vehicles and improves air quality	14	78%
It aids social distancing	5	28%
Other	6	33%



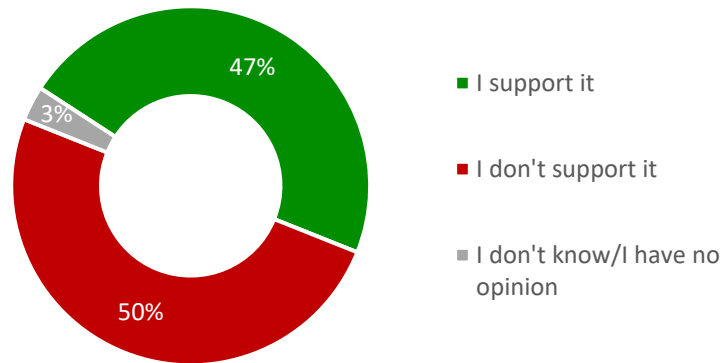
I am a member of a local group or... 5%

Other 0%

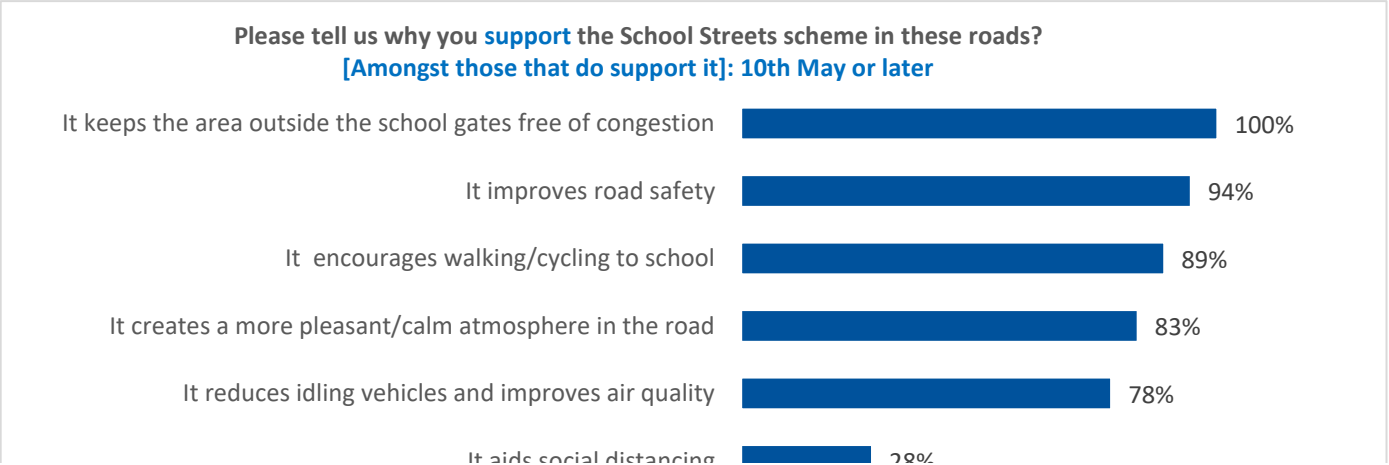
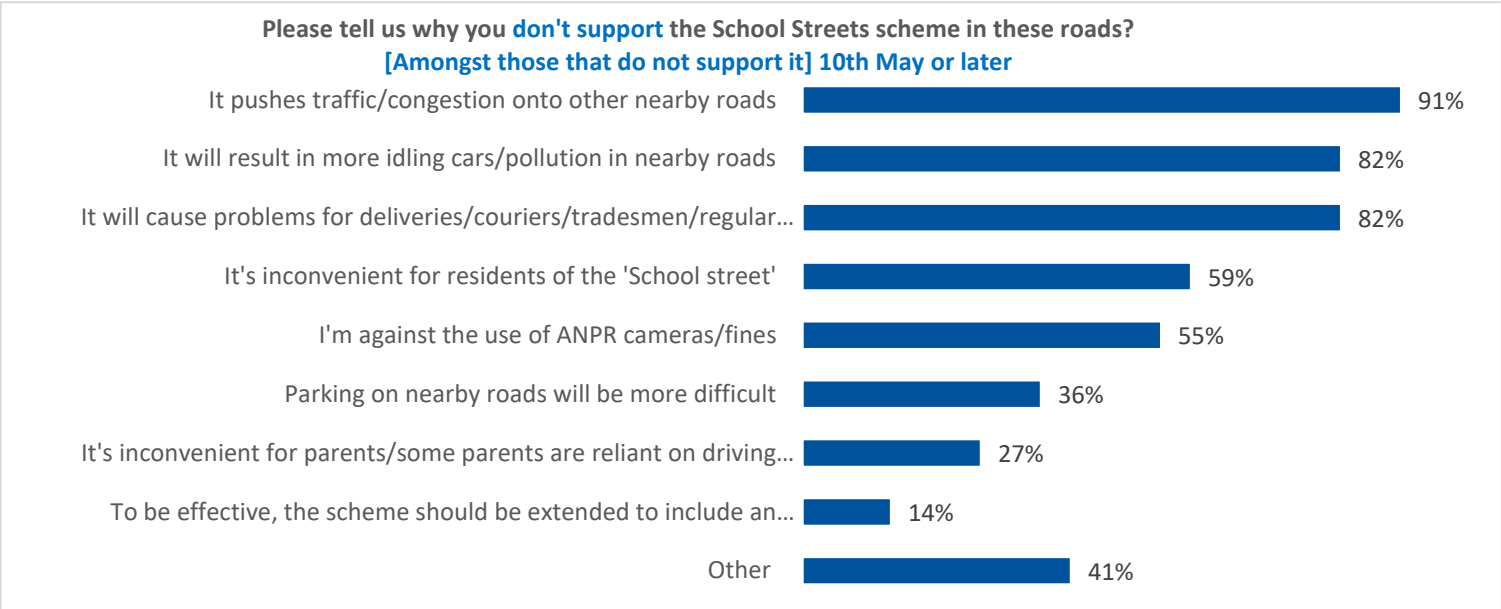
School Street Zone: 10th May or later



Please tell us whether or not you support the proposed School Street scheme in these roads? HOUSEHOLDS 10th May or later



Official



Official

