

School Streets Scheme: The Russell Primary School, Zone 14

There were 29 responses in total to this consultation. This total came from 27 households.

Question 1

In what capacity are you responding to this consultation?

NB Respondents were able to select more than one option, so percentages add up to more than 100.

Response	Number of respondents	Percentage of respondents
TOTAL NUMBER OF RESPONDENTS ANSWERING THIS QUESTION	29	
I am a parent/carer of a student at the school	16	55%
I am a member of staff at the school	0	0%
I live in the local area	18	62%
I work/study in the local area	1	3%
I commute through the local area	4	14%
I am a member of a local group or organisation	0	0%
Other	0	0%

Question 2

If you have a child at the school or are a member of staff at the school, please tell us your current MAIN mode of transport for getting to/from school:

Response	Number of Respondents	Percentage of Respondents
TOTAL NUMBER OF RESPONDENTS ANSWERING THIS QUESTION	19	100%
Walking	11	58%

Cycling	4	21%
Car / motorcycle	2	11%
Public transport	0	0%
Other	2	11%

Question 3

Please give us your address and postcode

Live on School Street zone:

	Number of respondents	Percentage of respondents
TOTAL NUMBER OF RESPONDENTS ANSWERING THIS QUESTION	29	%
Live in School Street zone	1	3%
NOT live in School Street zone	28	97%

Question 4

Please tell us whether or not you support the proposed School Street scheme in this road?

Response

	Number of Respondents	Percentage of Respondents
TOTAL NUMBER OF HOUSEHOLDS ANSWERING THIS QUESTION	27	100%
I support it	24	89%
I don't support it	3	11%
I don't know/I have no opinion	0	0%

Question 5

Please tell us why you don't support the School Streets scheme in this road?		
Analysed by those who do not support the scheme	Number of respondents	Percentage of respondents
TOTAL NUMBER OF RESPONDENTS ANSWERING THIS QUESTION	3	%
It pushes traffic/congestion onto other nearby roads	3	100%
Parking on nearby roads will be more difficult	3	100%
It will result in more idling cars/pollution in nearby roads	3	100%
To be effective, the scheme should be extended to include an adjoining road/nearby roads	2	67%
I'm against the use of ANPR cameras/fines	1	33%
It will cause problems for deliveries/couriers/tradesmen/regular visitors	1	33%
It's inconvenient for residents of the 'School street'	1	33%
It's inconvenient for parents/some parents are reliant on driving to/from school	1	33%
Other	1	33%

Question 6		
Please tell us why you support the School Streets scheme in this road?		
Analysed by those who support the scheme	Number of respondents	Percentage of respondents
TOTAL NUMBER OF RESPONDENTS ANSWERING THIS QUESTION	26	%
It improves road safety	25	96%
It keeps the area outside the school gates free of congestion	22	85%
It reduces idling vehicles and improves air quality	24	92%
It encourages walking/cycling to school	18	69%
It aids social distancing	13	50%
It creates a more pleasant/calm atmosphere in the road	24	92%

Other	6	23%
-------	---	-----

RESPONDENT PROFILE

Question 8		
Are you:		
Response	Number of Respondents	Percentage of Respondents
TOTAL NUMBER OF RESPONDENTS ANSWERING THIS QUESTION	27	100%
Male	6	22%
Female	21	78%
Prefer not to say	0	0%
Prefer to self-describe	0	0%

Question 9		
What was your age last birthday?		
Response	Number of Respondents	Percentage of Respondents
TOTAL NUMBER OF RESPONDENTS ANSWERING THIS QUESTION	27	100%
19 and under	0	0%
20-24	0	0%
25-34	3	11%
35-44	7	26%
45-54	12	44%

55-64	0	0%
65-74	1	4%
75+	3	11%
Prefer not to say	1	4%

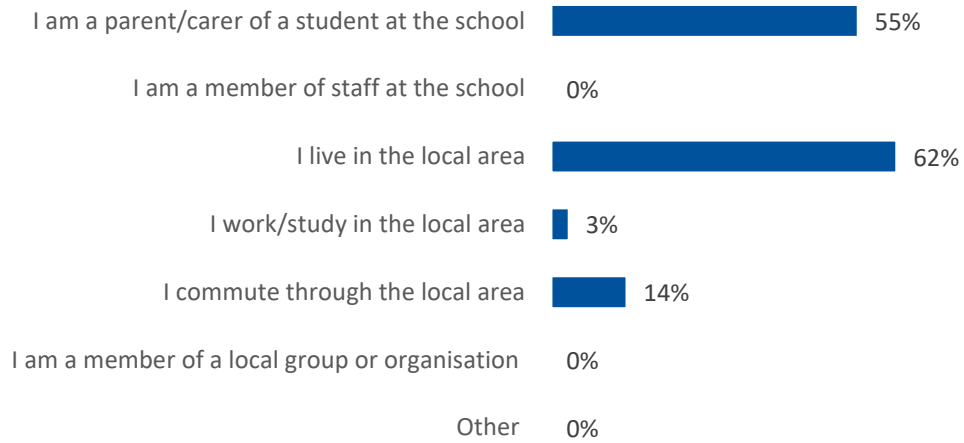
Question 10		
Do you consider yourself to have a disability?		
Response	Number of Respondents	Percentage of Respondents
TOTAL NUMBER OF RESPONDENTS ANSWERING THIS QUESTION	27	100%
Yes	0	0%
No	27	100%
Prefer not to say	0	0%

Question 11		
How would you describe your ethnic group?		
Response	Number of Respondents	Percentage of Respondents
TOTAL NUMBER OF RESPONDENTS ANSWERING THIS QUESTION	27	100%
White	25	93%
Mixed/multiple ethnic groups	0	0%
Asian or Asian British	0	0%
Black/African/Caribbean/Black British	0	0%
Prefer not to say	2	7%

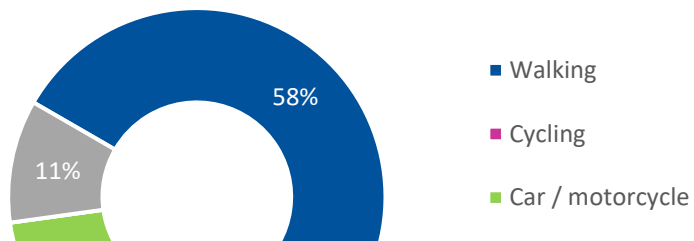
Official

Other ethnic group	0	0%
--------------------	---	----

In what capacity are you responding to this consultation?

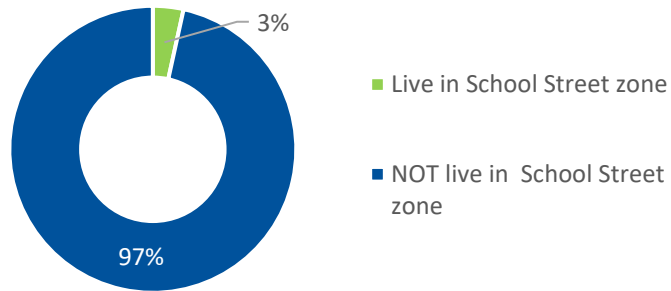


If you have a child at the school or are a member of staff at the school, please tell us your current MAIN mode of transport for getting to/from school:

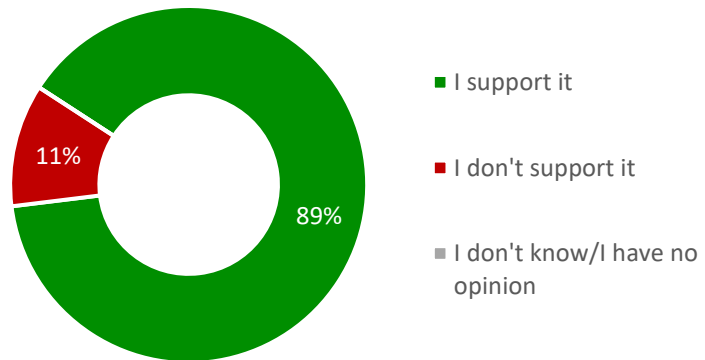


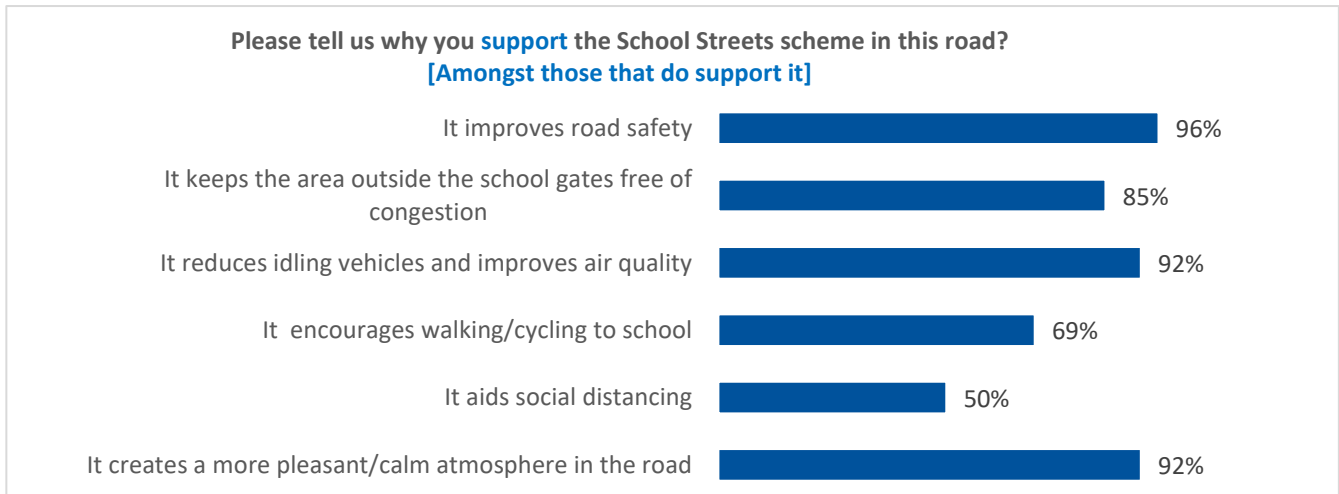


School Street Zone



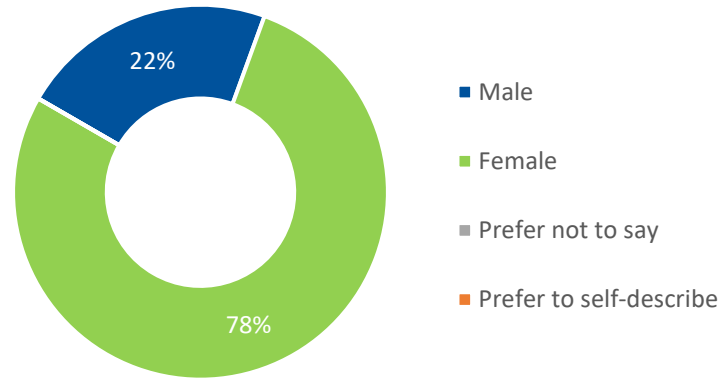
Please tell us whether or not you support the proposed School Street scheme in this road? **HOUSEHOLDS**



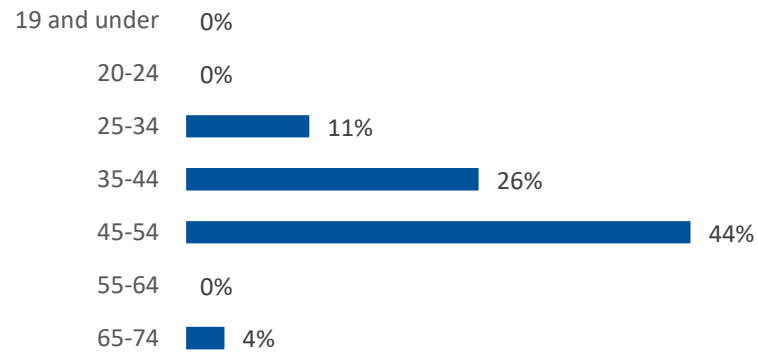


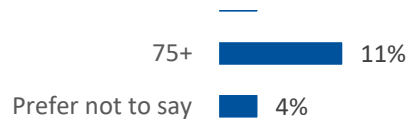
Other 23%

Respondent profile: Gender

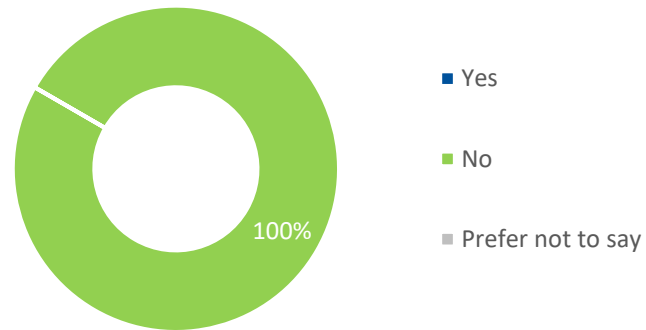


Respondent profile: Age

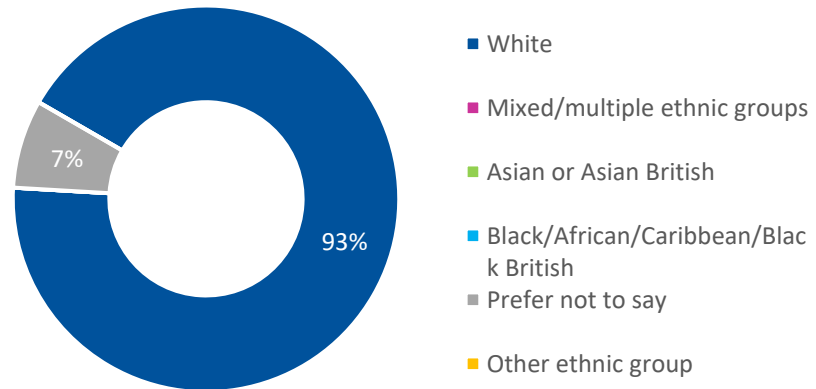




Respondent profile: Do you consider yourself to have a disability?



Respondent profile: Ethnicity



Official

