

School Streets Scheme: GEMS Twickenham Primary Academy, Zone 3

There were 60 responses in total to this consultation. This total came from 48 households.

Question 1

In what capacity are you responding to this consultation?

NB Respondents were able to select more than one option, so percentages add up to more than 100.

Response	Number of respondents	Percentage of respondents
TOTAL NUMBER OF RESPONDENTS ANSWERING THIS QUESTION	60	
I am a parent/carer of a student at the school	20	33%
I am a member of staff at the school	0	0%
I live in the local area	45	75%
I work/study in the local area	10	17%
I commute through the local area	10	17%
I am a member of a local group or organisation	0	0%
Other	2	3%

Question 2

If you have a child at the school or are a member of staff at the school, please tell us your current MAIN mode of transport for getting to/from school:

Response	Number of Respondents	Percentage of Respondents
TOTAL NUMBER OF RESPONDENTS ANSWERING THIS QUESTION	23	100%
Walking	17	74%

Cycling	3	13%
Car / motorcycle	1	4%
Public transport	0	0%
Other	2	9%

Question 3		
Please give us your address and postcode		
Live on School Street zone:	Number of respondents	Percentage of respondents
TOTAL NUMBER OF RESPONDENTS ANSWERING THIS QUESTION	60	%
Live in School Street zone	1	2%
NOT live in School Street zone	59	98%

Question 4		
Please tell us whether or not you support the proposed School Street scheme in this road?		
Response	Number of Respondents	Percentage of Respondents
TOTAL NUMBER OF HOUSEHOLDS ANSWERING THIS QUESTION	48	100%
I support it	23	48%
I don't support it	23	48%
I don't know/I have no opinion/households with different opinions	2	4%

Question 5

Please tell us why you don't support the School Streets scheme in this roads?

Analysed by those who do not support the scheme	Number of respondents	Percentage of respondents
TOTAL NUMBER OF RESPONDENTS ANSWERING THIS QUESTION	32	%
It pushes traffic/congestion onto other nearby roads	27	84%
Parking on nearby roads will be more difficult	16	50%
It will result in more idling cars/pollution in nearby roads	20	63%
To be effective, the scheme should be extended to include an adjoining road/nearby roads	4	13%
I'm against the use of ANPR cameras/fines	19	59%
It will cause problems for deliveries/couriers/tradesmen/regular visitors	23	72%
It's inconvenient for residents of the 'School street'	20	63%
It's inconvenient for parents/some parents are reliant on driving to/from school	7	22%
Other	15	47%

Question 6

Please tell us why you support the School Streets scheme in this road?

Analysed by those who support the scheme	Number of respondents	Percentage of respondents
TOTAL NUMBER OF RESPONDENTS ANSWERING THIS QUESTION	26	%
It improves road safety	26	100%
It keeps the area outside the school gates free of congestion	21	81%
It reduces idling vehicles and improves air quality	22	85%
It encourages walking/cycling to school	20	77%
It aids social distancing	8	31%
It creates a more pleasant/calm atmosphere in the road	21	81%

Other	1	4%
-------	---	----

RESPONDENT PROFILE

Question 8		
Are you:		
Response	Number of Respondents	Percentage of Respondents
TOTAL NUMBER OF RESPONDENTS ANSWERING THIS QUESTION	59	100%
Male	20	34%
Female	35	59%
Prefer not to say	3	5%
Prefer to self-describe	1	2%

Question 9		
What was your age last birthday?		
Response	Number of Respondents	Percentage of Respondents
TOTAL NUMBER OF RESPONDENTS ANSWERING THIS QUESTION	60	100%
19 and under	0	0%
20-24	0	0%
25-34	1	2%
35-44	30	50%
45-54	13	22%

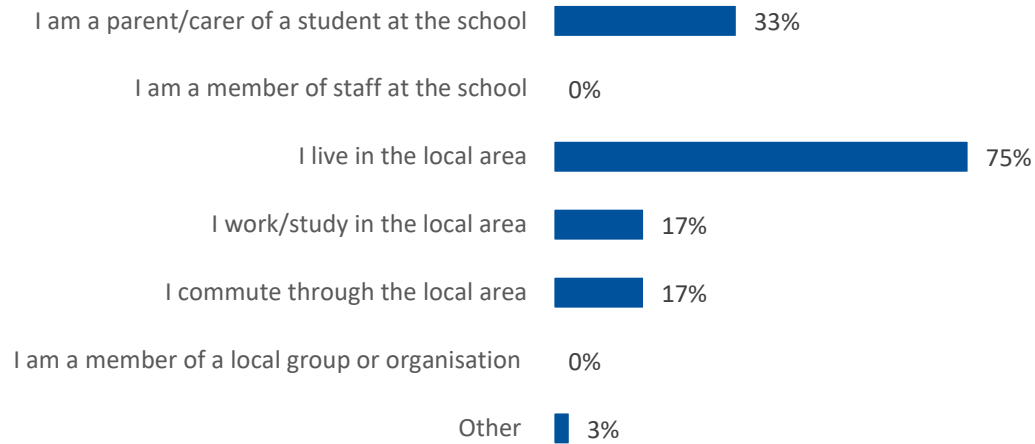
55-64	5	8%
65-74	3	5%
75+	0	0%
Prefer not to say	8	13%

Question 10		
Do you consider yourself to have a disability?		
Response	Number of Respondents	Percentage of Respondents
TOTAL NUMBER OF RESPONDENTS ANSWERING THIS QUESTION	59	100%
Yes	2	3%
No	49	83%
Prefer not to say	8	14%

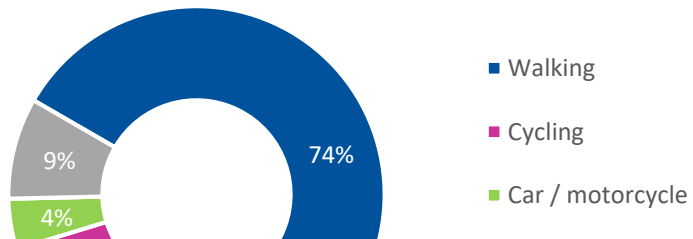
Question 11		
How would you describe your ethnic group?		
Response	Number of Respondents	Percentage of Respondents
TOTAL NUMBER OF RESPONDENTS ANSWERING THIS QUESTION	60	100%
White	47	78%
Mixed/multiple ethnic groups	1	2%
Asian or Asian British	3	5%
Black/African/Caribbean/Black British	1	2%
Prefer not to say	8	13%
Other ethnic group	0	0%

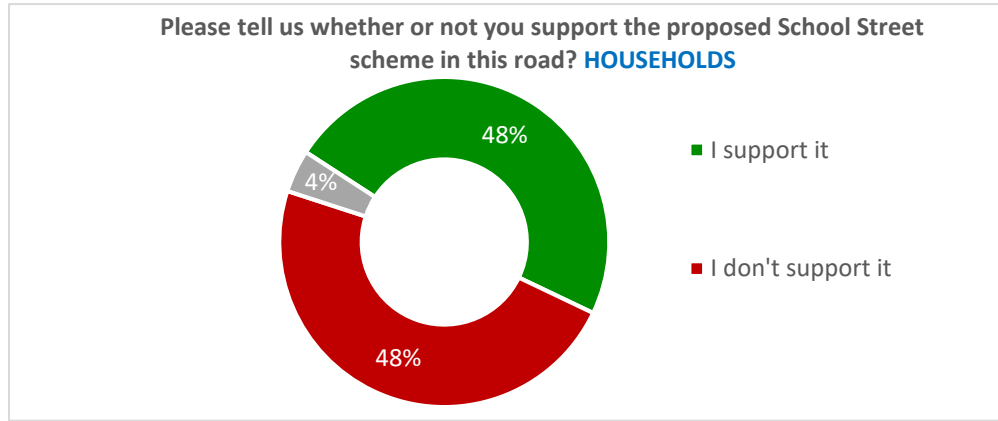
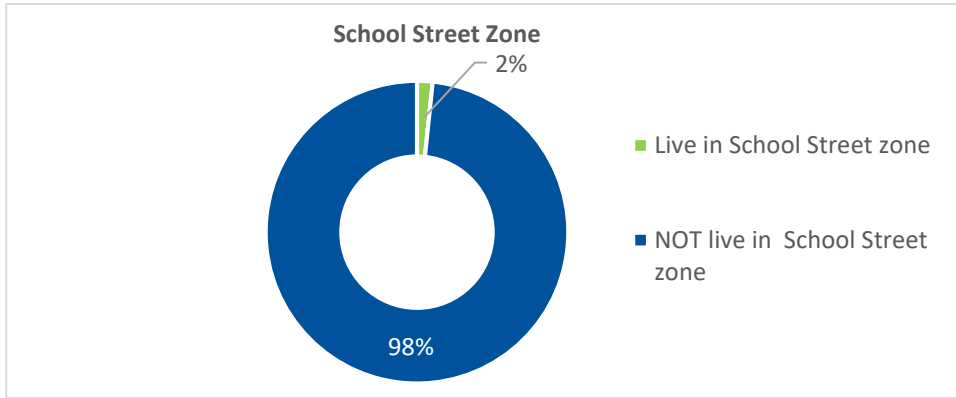
Official

In what capacity are you responding to this consultation?

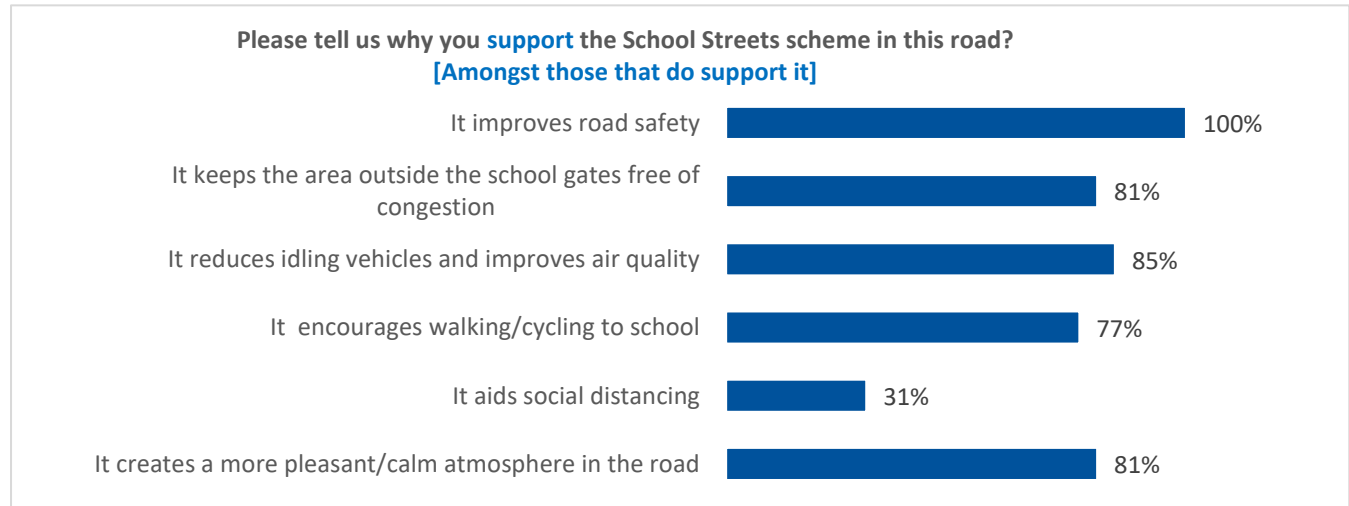



If you have a child at the school or are a member of staff at the school, please tell us your current MAIN mode of transport for getting to/from school:

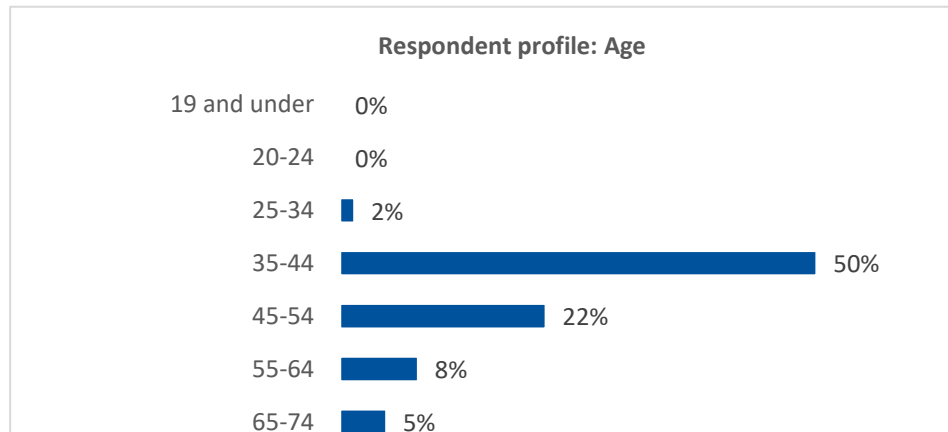
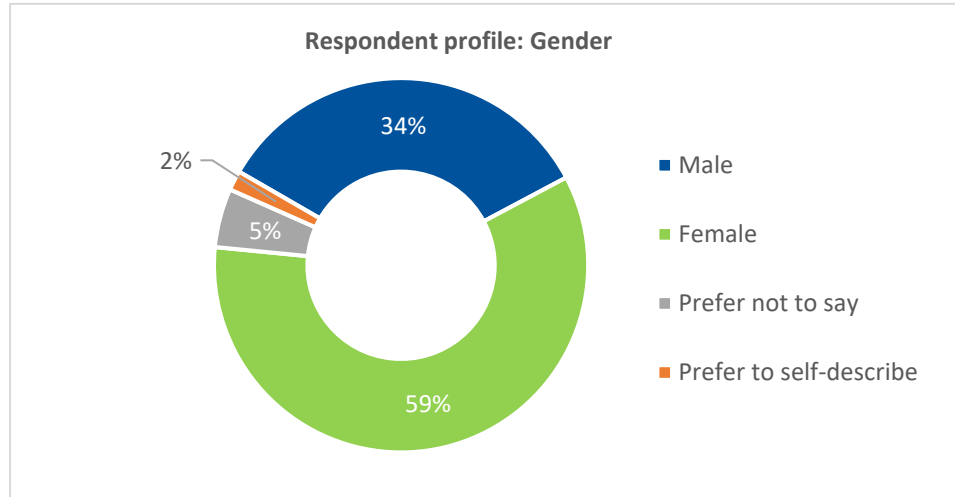


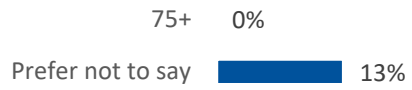


Please tell us why you **don't support** the School Streets scheme in this road?
[Amongst those that do not support it]

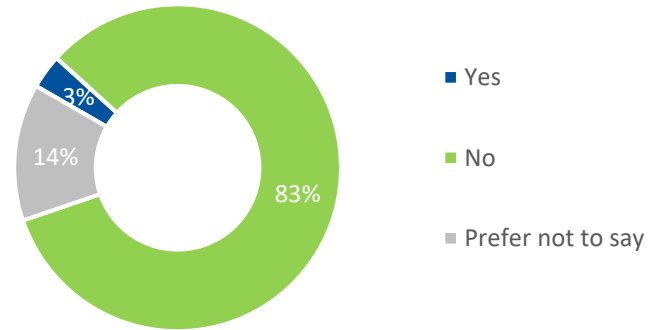


Other 4%

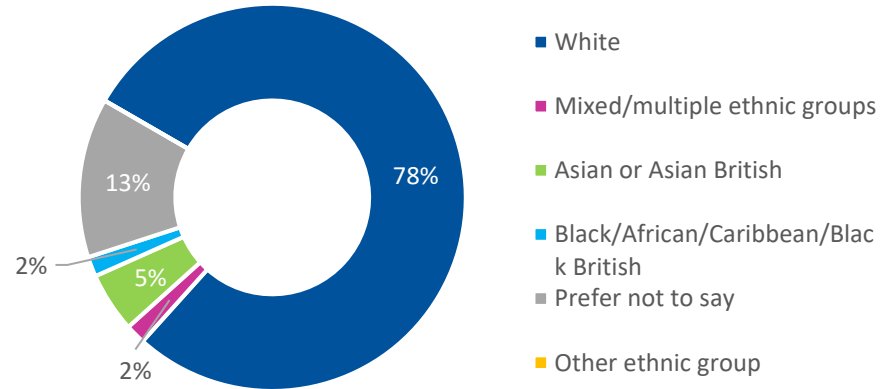




Respondent profile: Do you consider yourself to have a disability?



Respondent profile: Ethnicity



Official

