

School Streets Scheme: Jack & Jill Pre Prep School

There were 66 responses in total to this consultation. This total came from 57 households.

Question 1

In what capacity are you responding to this consultation?

NB Respondents were able to select more than one option, so percentages add up to more than 100.

Response	Number of respondents	Percentage of respondents
TOTAL NUMBER OF RESPONDENTS ANSWERING THIS QUESTION	66	
I am a parent/carer of a student at the school	12	18%
I am a member of staff at the school	0	0%
I live in the local area	48	73%
I work/study in the local area	8	12%
I commute through the local area	8	12%
I am a member of a local group or organisation	2	3%
Other	10	15%

Question 2

If you have a child at the school or are a member of staff at the school, please tell us your current MAIN mode of transport for getting to/from school:

Response	Number of Respondents	Percentage of Respondents
TOTAL NUMBER OF RESPONDENTS ANSWERING THIS QUESTION	22	100%
Walking	7	32%

Cycling	0	0%
Car / motorcycle	10	45%
Public transport	0	0%
Other	5	23%

Question 3

Please give us your address and postcode

Live on School Street zone:	Number of respondents	Percentage of respondents
TOTAL NUMBER OF RESPONDENTS ANSWERING THIS QUESTION	66	%
Live in School Street zone	13	20%
NOT live in School Street zone	53	80%

Question 4

Please tell us whether or not you support the proposed School Street scheme in these roads?

Response	Number of Respondents	Percentage of Respondents
TOTAL NUMBER OF HOUSEHOLDS ANSWERING THIS QUESTION	57	100%
I support it	22	39%
I don't support it	32	56%
I don't know/I have no opinion/households with different opinions	3	5%

Question 5

Please tell us why you don't support the School Streets scheme in these roads?		
Analysed by those who do not support the scheme	Number of respondents	Percentage of respondents
TOTAL NUMBER OF RESPONDENTS ANSWERING THIS QUESTION	38	%
It pushes traffic/congestion onto other nearby roads	31	82%
Parking on nearby roads will be more difficult	17	45%
It will result in more idling cars/pollution in nearby roads	18	47%
To be effective, the scheme should be extended to include an adjoining road/nearby roads	3	8%
I'm against the use of ANPR cameras/fines	10	26%
It will cause problems for deliveries/couriers/tradesmen/regular visitors	14	37%
It's inconvenient for residents of the 'School street'	8	21%
It's inconvenient for parents/some parents are reliant on driving to/from school	17	45%
Other	19	50%

Question 6		
Please tell us why you support the School Streets scheme in these roads?		
Analysed by those who support the scheme	Number of respondents	Percentage of respondents
TOTAL NUMBER OF RESPONDENTS ANSWERING THIS QUESTION	26	%
It improves road safety	23	88%
It keeps the area outside the school gates free of congestion	19	73%
It reduces idling vehicles and improves air quality	22	85%
It encourages walking/cycling to school	23	88%
It aids social distancing	9	35%
It creates a more pleasant/calm atmosphere in the road	18	69%

Other	4	15%
-------	---	-----

RESPONDENT PROFILE

Question 8		
Are you:		
Response	Number of Respondents	Percentage of Respondents
TOTAL NUMBER OF RESPONDENTS ANSWERING THIS QUESTION	62	100%
Male	19	31%
Female	36	58%
Prefer not to say	7	11%
Prefer to self-describe	0	0%

Question 9		
What was your age last birthday?		
Response	Number of Respondents	Percentage of Respondents
TOTAL NUMBER OF RESPONDENTS ANSWERING THIS QUESTION	62	100%
19 and under	1	2%
20-24	0	0%
25-34	3	5%
35-44	20	32%
45-54	10	16%

55-64	12	19%
65-74	7	11%
75+	0	0%
Prefer not to say	9	15%

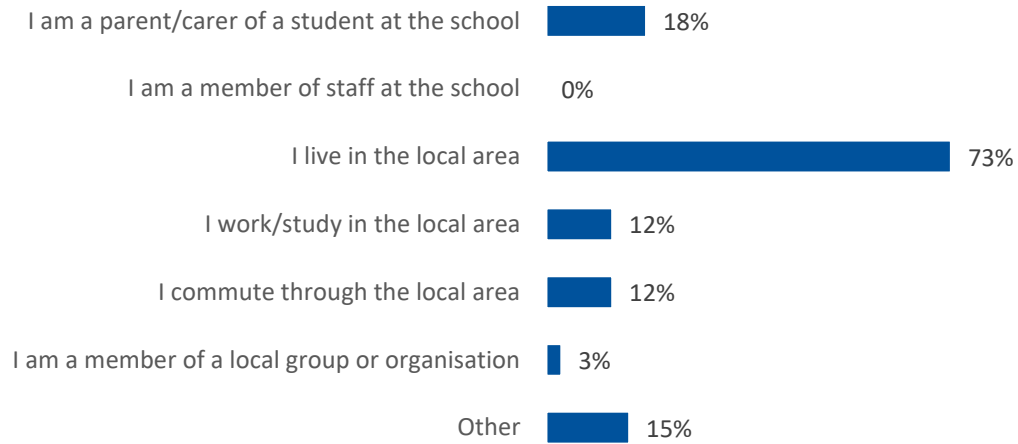
Question 10		
Do you consider yourself to have a disability?		
Response	Number of Respondents	Percentage of Respondents
TOTAL NUMBER OF RESPONDENTS ANSWERING THIS QUESTION	62	100%
Yes	4	6%
No	53	85%
Prefer not to say	5	8%

Question 11		
How would you describe your ethnic group?		
Response	Number of Respondents	Percentage of Respondents
TOTAL NUMBER OF RESPONDENTS ANSWERING THIS QUESTION	62	100%
White	48	77%
Mixed/multiple ethnic groups	0	0%
Asian or Asian British	4	6%
Black/African/Caribbean/Black British	0	0%
Prefer not to say	10	16%

Official

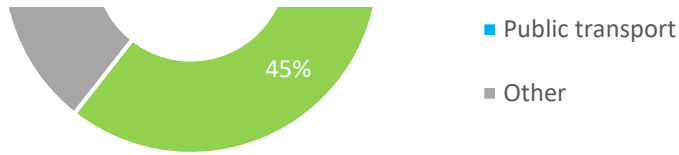
Other ethnic group	0	0%
--------------------	---	----

In what capacity are you responding to this consultation?

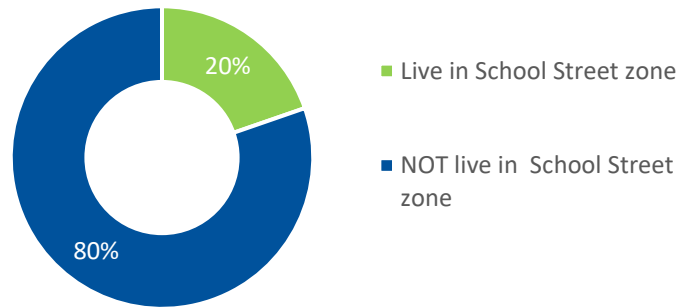


If you have a child at the school or are a member of staff at the school, please tell us your current MAIN mode of transport for getting to/from school:

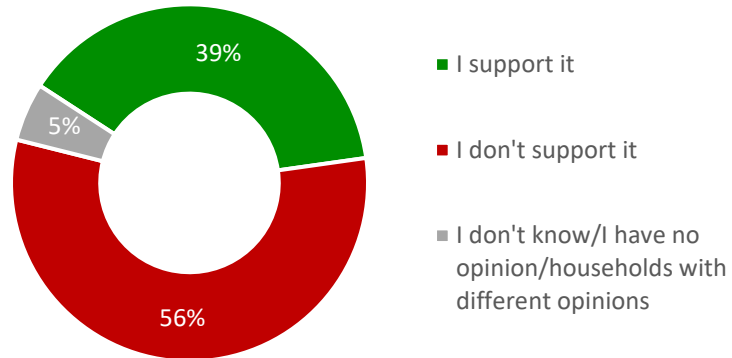




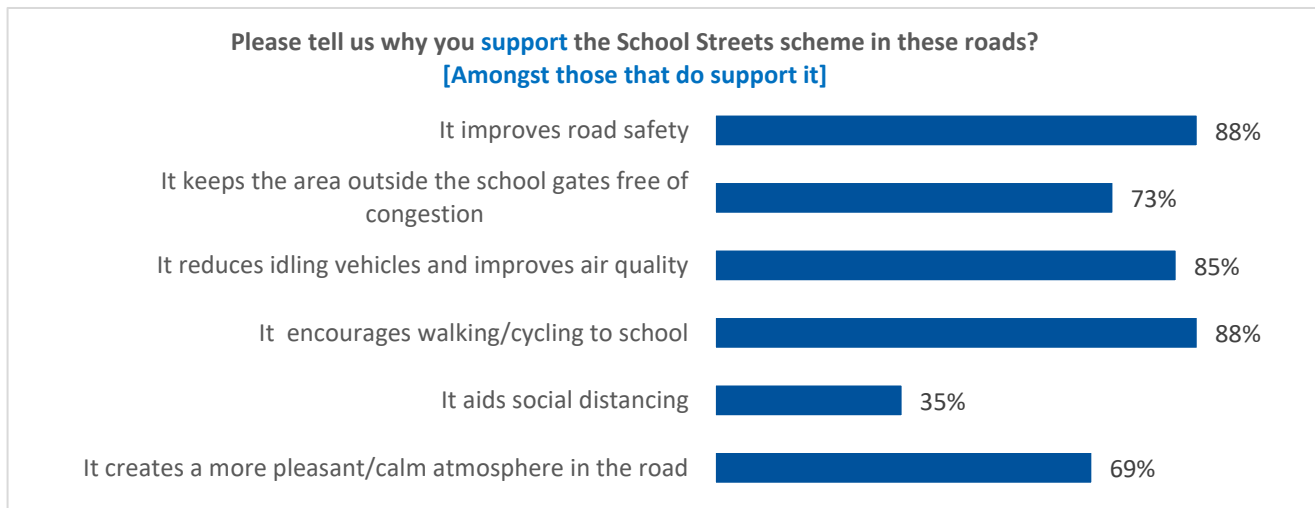
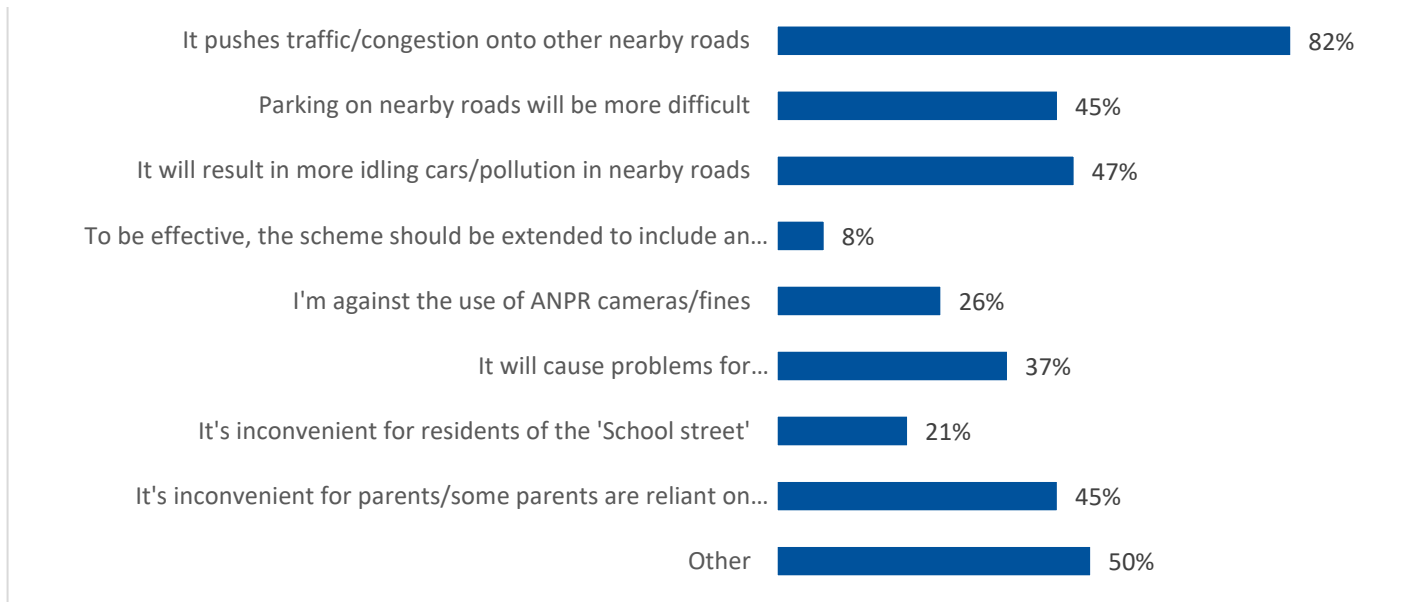
School Street Zone



Please tell us whether or not you support the proposed School Street scheme in these roads? HOUSEHOLDS

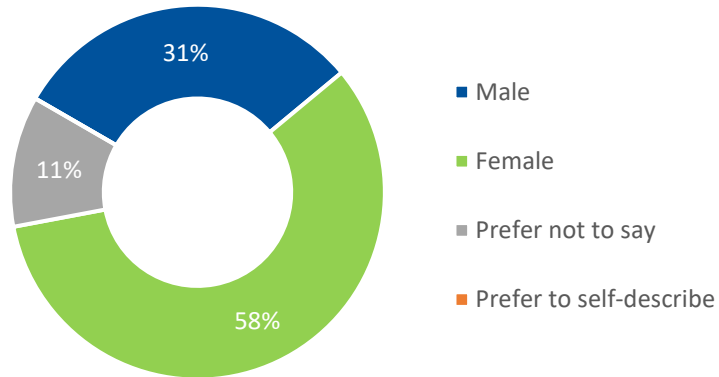


Please tell us why you **don't support** the School Streets scheme in these roads?
[Amongst those that do not support it]

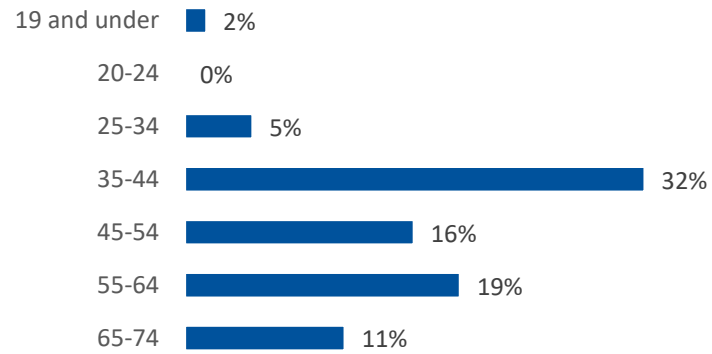


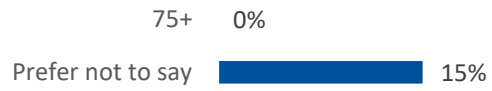
Other 15%

Respondent profile: Gender

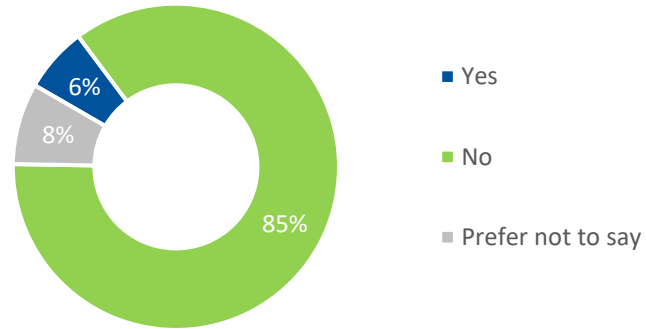


Respondent profile: Age

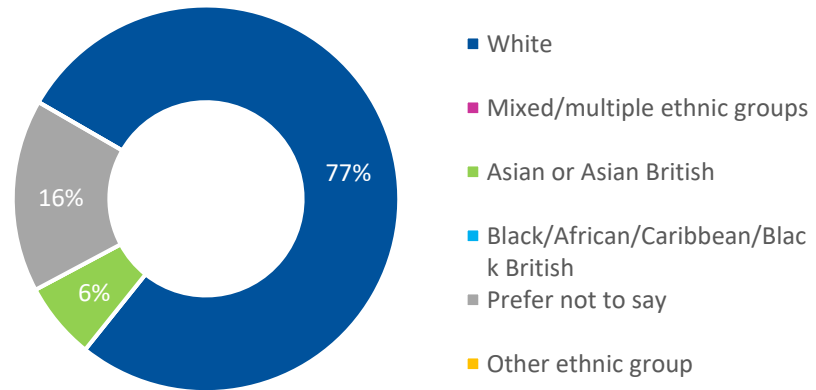




Respondent profile: Do you consider yourself to have a disability?



Respondent profile: Ethnicity



Official

