

# Richmond Evolve

## User Guide for accessing Richmond Adult Social Care Courses



### Contents

Introduction	2
Exercise 1: Adding Evolve to your desktop	3
Exercise 2: Logging in to Evolve for the first time	3
Exercise 3: How to create a new Evolve Account	4
Exercise 4: Accessing an adult social care course	5
Exercise 5: Booking onto a classroom-based course	6
Exercise 6: Starting an e-learning module	8

## Introduction

Richmond staff and partners can now access both classroom-based and e-learning adult social care courses through Evolve.

Richmond staff already access Evolve for their corporate training, so may already be familiar with how to log-in and book onto courses. The main change for Richmond staff is that they can now book social care classroom-based training using the online booking system.

## A note for Richmond Partners

Our partners include:

Health staff\*

South West London and St. George's Mental Health Trust

Metropolitan Police

Private voluntary and independent staff providing care in Richmond upon Thames

Housing staff

Children Services and Culture staff

Other Council departments

Service users, carers, volunteers and residents in the Borough

(\*The Public Health Team and staff on secondment to HRCH are considered to be Richmond staff, rather than partners).

Much of the Evolve site is already used by Kingston and Richmond staff for their corporate training and access to these corporate areas will be restricted to members of staff only. However, Partners are free to access the Richmond Adult Social Care area of the site.

Once in this area, they will be able access classroom-based courses and e-learning modules. The e-learning modules are open to all. The classroom-based courses are aimed at specific groups – this will be clearly indicated on the course profile.

## This Guidance

This guidance has been designed to help you get started, and understand some of the basics, including:

How to log in

How to book a place on a course

How to access e-learning

The web address of the site is <http://evolve.learningpool.com>. If you are a staff user you should already have an Evolve username and password. If you are a partner and have used ROSE recently you will have received an automatic email giving your new Evolve username and password. If not, you can simply self register.

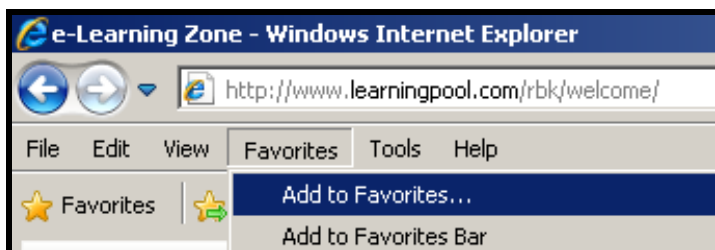
If you experience any issues in using the site, please call Learning Pool on 0845 543 6033 or e-mail [support@learningpool.com](mailto:support@learningpool.com).

## Exercise 1: Adding Evolve to your desktop

Type <http://evolve.learningpool.com/> into the internet address bar (URL field) followed by 'enter'.

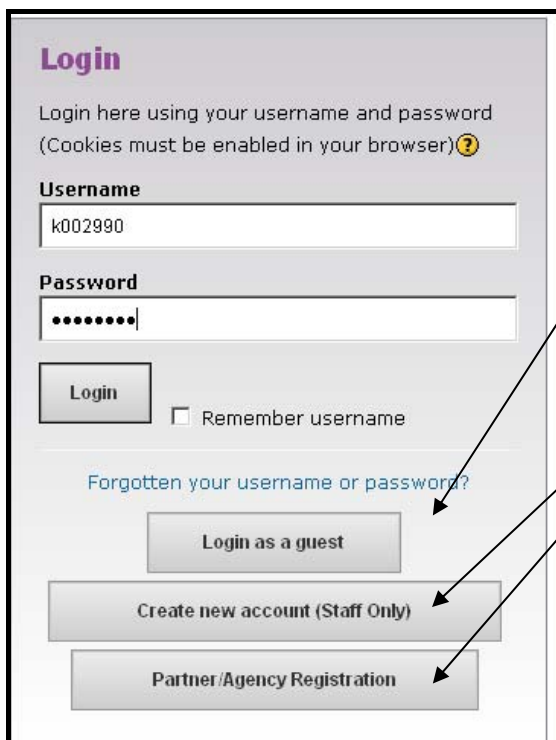


To add the Evolve website to your 'Favourites' select 'Add to Favourites' and this will be saved for future use.



## Exercise 2: Logging in to Evolve

When you enter the web address <http://evolve.learningpool.com/> you will be taken to the front page of Evolve. There, you will need to enter a username and password.

A screenshot of the Evolve login page. The page has a grey background and a white login form. The form includes a "Login" heading, a note about cookies, and two input fields: "Username" (containing "k002990") and "Password" (containing "\*\*\*\*\*"). Below the fields is a "Login" button and a "Remember username" checkbox. There are three links: "Forgotten your username or password?", "Login as a guest", "Create new account (Staff Only)", and "Partner/Agency Registration".

All Richmond staff, and many partners, will have been sent login details and have an account, but if you have forgotten your details, click on the 'Forgotten Password' link and enter your email address. This will generate an automated email which will be sent your inbox.

If you are not registered on Evolve, you can simply do so by clicking on either the 'Create new account (Staff Only)' button or the 'Partner/Agency Registration' button

### Exercise 3: How to create a new Evolve account

**CHOOSE YOUR USERNAME AND PASSWORD**

Username\*

Password\*   Unmask

---

**MORE DETAILS**

Email address\*

Email (again)\*

First name\*

Surname\*

Once you have clicked on either the 'Create new account (Staff Only)' button or the 'Partner/Agency Registration' button, you will be asked to complete these details.

Once you have done this, scroll down to 'Department/Division/Section'.

Select your Department/Division and Section. Only Richmond staff, Richmond Public Health team and Richmond staff **on secondment** to HRCH should select 'Richmond'. If your division and section are not on the list, contact [AdultsWorkforceDevelopment@richmond.gov.uk](mailto:AdultsWorkforceDevelopment@richmond.gov.uk) so that it can be added.

**DEPARTMENT / DIVISION / SECTION**

Department / Division / Section\*

Richmond Partner Organisations  Private, Voluntary and Independent Sector

Age UK

---

Once you have selected your Department/Division and Section, please click '**Create my new account**'.

#### **Important! Does your manager have an account?**

To book onto a classroom-based course, you will need to select your manager from a drop-down list. This means that they must also have an Evolve account!

If you do not have a manager (for example, if you are a personal assistant, carer or Richmond resident) then you will be able to select the 'Administrator Approval' option from the list.

## Exercise 4: Accessing an adult social care course

Once you have logged in, click on the 'Richmond Adult Social Care Training' button. If you are not a Richmond staff member you will not be able to access the other areas.

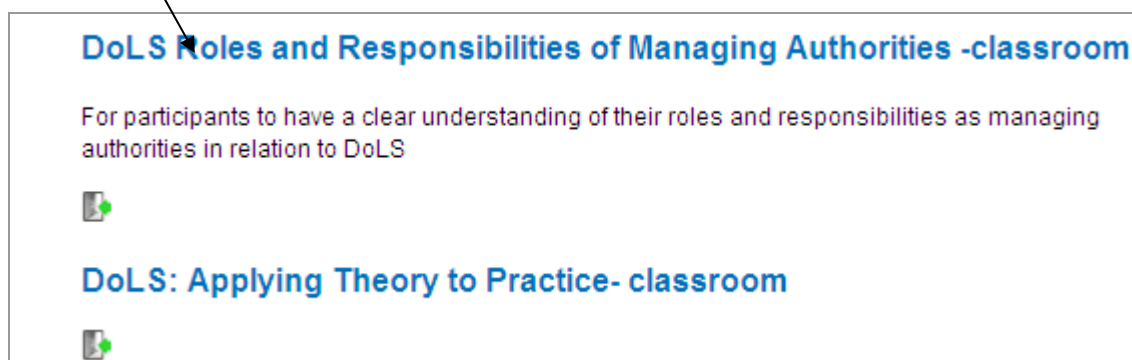


You will then be able to click on Adult Social Care Training or Richmond Partner Resources.




## Exercise 5: Booking on to a classroom-based course

The Adult Social Care page displays all the available training events, both classroom-based and e-learning. Click on the blue link to open the booking form.




**DoLS Roles and Responsibilities of Managing Authorities -classroom**

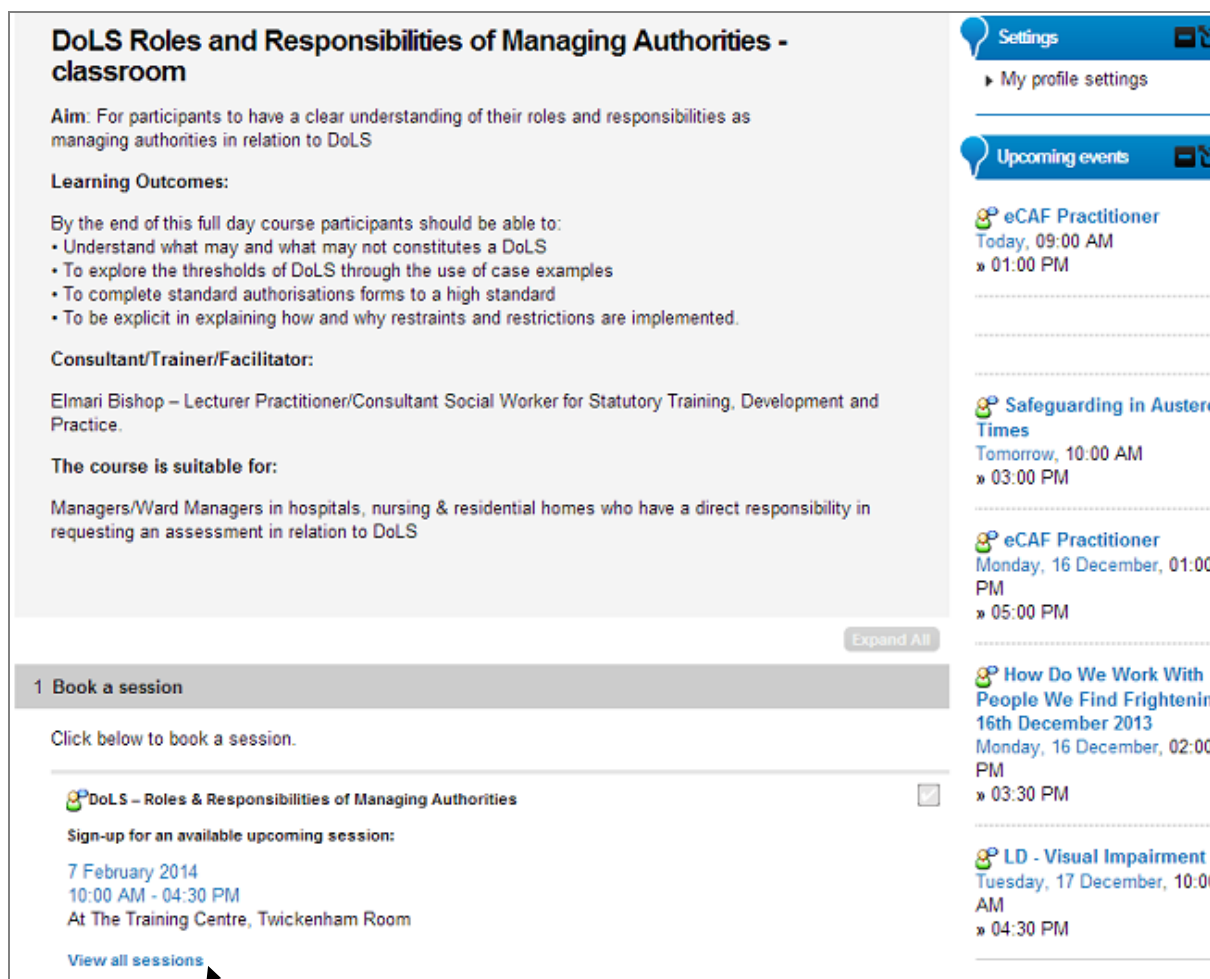
For participants to have a clear understanding of their roles and responsibilities as managing authorities in relation to DoLS



**DoLS: Applying Theory to Practice- classroom**



The event details are shown (see below), describing the aims of the course, date, time and event location.



**DoLS Roles and Responsibilities of Managing Authorities - classroom**

**Aim:** For participants to have a clear understanding of their roles and responsibilities as managing authorities in relation to DoLS

**Learning Outcomes:**

By the end of this full day course participants should be able to:

- Understand what may and what may not constitutes a DoLS
- To explore the thresholds of DoLS through the use of case examples
- To complete standard authorisations forms to a high standard
- To be explicit in explaining how and why restraints and restrictions are implemented.

**Consultant/Trainer/Facilitator:**

Elmari Bishop – Lecturer Practitioner/Consultant Social Worker for Statutory Training, Development and Practice.

**The course is suitable for:**


Managers/Ward Managers in hospitals, nursing & residential homes who have a direct responsibility in requesting an assessment in relation to DoLS

[Expand All](#)

**1 Book a session**

Click below to book a session.

---

 **DoLS – Roles & Responsibilities of Managing Authorities**

Sign-up for an available upcoming session:






7 February 2014  
10:00 AM - 04:30 PM  
At The Training Centre, Twickenham Room

[View all sessions](#)

**Settings**

- ▶ My profile settings

**Upcoming events**

-  **eCAF Practitioner**  
Today, 09:00 AM  
» 01:00 PM
-  **Safeguarding in Auster Times**  
Tomorrow, 10:00 AM  
» 03:00 PM
-  **eCAF Practitioner**  
Monday, 16 December, 01:00 PM  
» 05:00 PM
-  **How Do We Work With People We Find Frightenin**  
16th December 2013  
Monday, 16 December, 02:00 PM  
» 03:30 PM
-  **LD - Visual Impairment**  
Tuesday, 17 December, 10:00 AM  
» 04:30 PM

Click on the blue text to book on to the next session or on 'View all Sessions' to see other dates.

## All sessions in DoLS – Roles & Responsibilities of Managing Authorities

Navigation 

### Description

For participants to have a clear understanding of their roles and responsibilities as managing authorities in relation to DoLS

Settings 

▶ My profile settings

### Requirements

This course is only for managers in hospitals and in residential and nursing homes who have a direct role in requesting an assessment for DoLS


### Terms & Conditions

If you withdraw from the course within one week of the start date, or do not attend, then your department or organisation will be charged our standard non-attendance fee.

Registration will be 15 minutes prior to the course starting, if you are late for the course the trainer may refuse you entry

### Upcoming sessions

Export 


DATE	TIME	SEATS AVAILABLE	STATUS	REGISTRATION PERIOD	OPTIONS
7 February 2014	10:00 AM - 04:30 PM	20	Booking open 	Opens: 9 December 2013 09:00 AM Closes: 31 January 2014 05:30 PM	Sign-up

Once you have selected the relevant date, click the 'Sign-up' button. You will be taken to a further page with more course information. All course bookings will need to be authorised by your manager, therefore you will need to click on the 'Find my manager' button to search for your manager's name. If you don't have a manager (for example, if you are a personal assistant or a Richmond resident) you can select 'Richmond Evolve Administrator'.

#### SIGNUP DETAILS

Manager Details\*

Find My Manager

Notification Type\* 

- Email Notification  
 Calendar Appointment

Do you have any special requirements?  Yes  No

Special Requirements

Reason For Attending\*

Sign-Up

Cancel

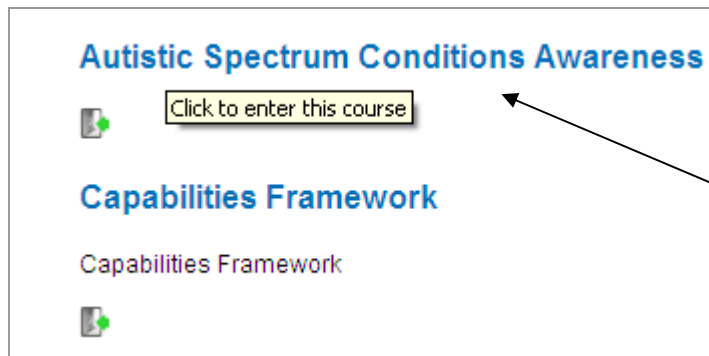
There are required fields in this form marked \*.

Enter the name of your manager, or 'Richmond Evolve' click 'Search' and the name will be entered into the manager field.

Your manager will receive an email requesting approval. You will receive a confirmation email once you have been booked onto the course.

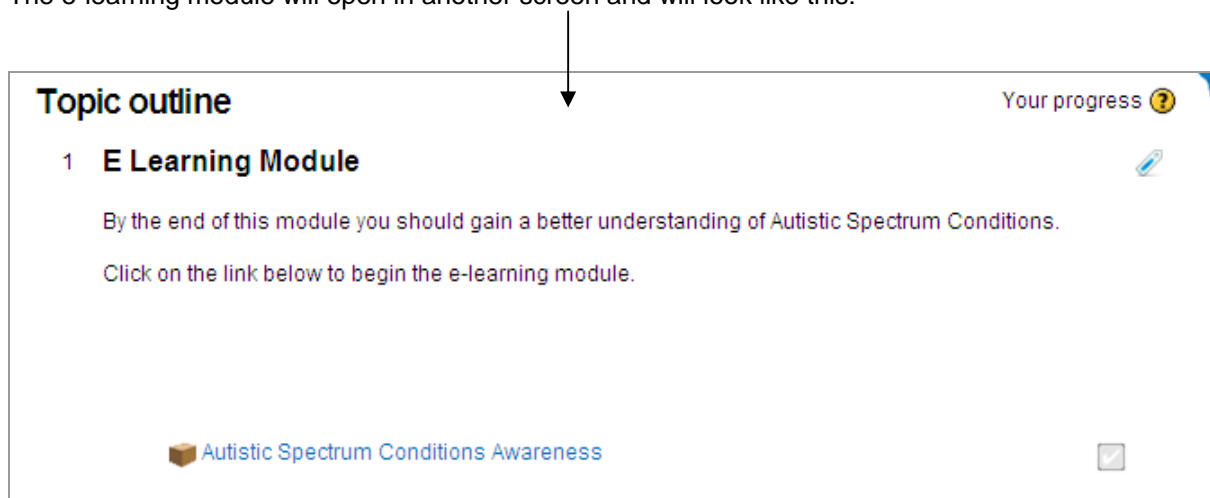
If you have any 'Special Requirements' please enter the details into the box provided.

## Exercise 6 – Starting an e-learning module



Go back to the course listing page and click on the blue link to open the module.

The e-learning module will open in another screen and will look like this:



Click on the blue text to launch the e-learning, then click on 'Enter'. After a few moments, you will see the screen (shown on the next page).



## Autism Awareness for ROSE Welcome

This module will increase your awareness of autism. It should take you approximately 20 minutes to complete.

By the end of this module you should gain a better understanding of:

- the key facts about autism
- the triad of impairment
- what it can be like to have autism
- how sensory information can provoke unusual reactions
- how to interact with people with autism

Select one of the sections from the menu on the right to continue.

- [1. Hidden Disability](#)
- [2. What is Autism?](#)
- [3. The Triad of Impairments](#)
- [4. Sensory Issue Reactions](#)
- [5. Interacting with people with Autism](#)
- [Positive Traits](#)
- [6. Quiz](#)

To begin, click on 'Introduction' and work your way through each page.

Each section will list the number of pages in the bottom right-hand corner. Once a page has been completed click on the arrow to view the next page.

When each section is complete go back to the 'Menu' and move onto the next section. To complete the module, each section in the contents must be finished.



The module will keep you updated at every stage; when one area is complete the circle will change from white, to half full or full as shown below:

## Autism Awareness for ROSE Welcome


This module will increase your awareness of autism. It should take you approximately 20 minutes to complete.



- [1. Hidden Disability](#)
- [2. What is Autism?](#)
- [3. The Triad of Impairments](#)

Once you have completed the e-learning module you will be asked to complete an evaluation. After you have done this you can access your certificate.


2  Evaluation 

Click below to fill in your evaluation form.

 Autism Awareness Evaluation   
Restricted: 'Not available until the activity **Autism Awareness** is marked complete.'

3  Certificates 

Click below to receive your certificate.

 Autism Awareness E-learning  
Restricted (completely hidden, no message): 'Not available until the activity **Autism Awareness** is marked complete. Not available until the activity **Autism Awareness Evaluation** is marked complete.'

By now you should have successfully logged into Evolve, booked onto a training course and accessed an e-learning module. If you have any further questions please contact the Learning Pool Support Team on 0845 543 6033, or email support@learningpool.com.

Thank you and good luck!