

Richmond Young People's Survey

Findings from the 2014 survey

A themed report for drug education and substances

The questionnaire

The Richmond Young People's Survey was developed by the Schools Health Education Unit (SHEU) in partnership with Achieving for Children and the London Borough of Richmond Upon Thames Public Health Team. The purpose of the survey was to obtain pupils' views on aspects of health and wellbeing including: healthy eating; safety; emotional wellbeing and leisure time.

Methodology

All primary, secondary and academy schools were invited to participate in the survey during the summer term 2014, with the focus on Years 5, 6, 7, 8 and 10 pupils. All surveys were undertaken anonymously online or via a paper based version. Completed paper questionnaires were returned securely to SHEU for processing which were then combined with the online results.

Participation

A total of 2801 pupils took part from 18 primary and junior schools and 4 secondary schools. There was a reasonable mixture of boys and girls across the specified year groups. 67% of the pupils surveyed described themselves as White British. 10% of pupils said that they had an additional need or disability. 11% said they were eligible for free school meals.

Cross-phase data

Many of the questions in each survey (primary and secondary) are identical or very similar. Some of the results of these questions are presented in the 'Pyramid data' section of this summary document, so that behaviour can be seen across the age range.

Links

It is possible to look for connections between the answers pupils gave to different questions in the survey and

to look at behaviour profiles, such as whether a pupil who has low self esteem is likely to be bullied, etc.

These findings are listed within the document, but do not link every question asked in the survey; they do however provide an insight to possible future experiences of pupils.

Reports

Further detailed reports, containing a summary of all responses received by the pupils are available. There are also 3 other themed reports to accompany this one - see list below.

2,801 young people were involved in the survey

School	Year 5	Year 6	Year 7	Year 8	Year 10	Total
Age	9-10	10-11	11-12	12-13	14-15	
Boys	76	451	308	204	184	1,223
Girls	77	458	413	302	325	1,575
Total	153	909	721	509*	509	2801*

**3 pupils didn't tell us their gender*

Reference sample

Richmond data have been compared with the SHEU wider survey sample of local authorities that have undertaken the survey and use the same questions.

A selection of some of the questions that have been compared with the wider SHEU data, is indicated on pages 3 and 5.

For more details please contact SHEU Phone 01392 667272
www.sheu.org.uk

Themed reports. This is number 2 of 4 reports

1) Healthy lifestyles

2) Drug education and substances

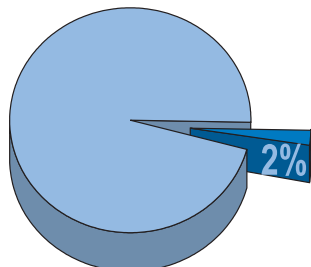
3) Emotional health and wellbeing

4) Relationships and sexual health


Richmond school pupils in Year 5 - 7 (ages 9 - 12)

ALCOHOL


- Overall, 2% of pupils said that they have had an alcoholic drink in the past 7 days.



- Year 6 pupils who reported having alcohol in the last 7 days:




Year 6 Boys




Year 6 Girls

- Year 7 pupils who reported having alcohol in the last 7 days:

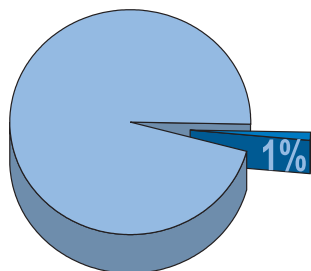


Year 7 Boys

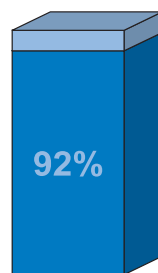


Year 7 Girls


- 1% of the sample reported that their parents 'never' or only 'sometimes' know if they drink.



- When asked if their parents/carers know if they drink alcohol, 92% of Year 6 pupils said that they don't drink alcohol, another 6% said if they did, their parents always knew.

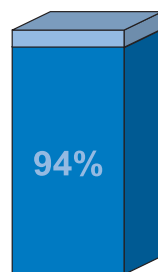


Don't drink




Parents always know

- When asked if their parents/carers know if they drink alcohol, 94% of Year 7 pupils said that they don't drink alcohol, another 5% said if they did, their parents always knew.



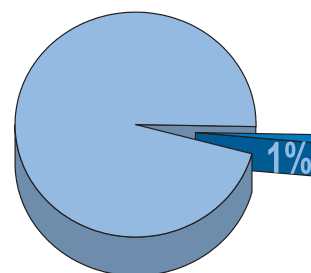
Don't drink



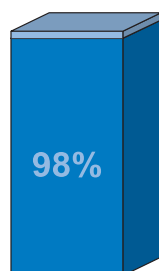
Parents always know

SMOKING

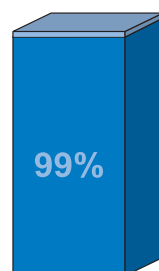
- 1% say they have tried smoking in the past or smoke now.



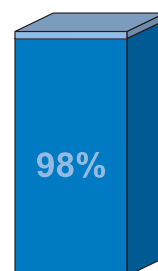
- Pupils who reported never smoking:




Year 6 Boys



Year 6 Girls

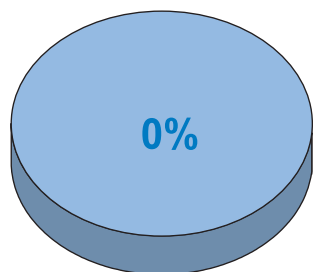


Year 7 Boys



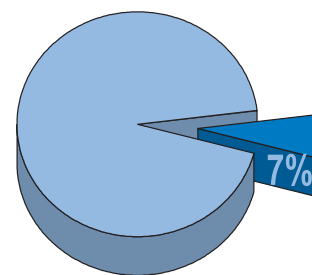
Year 7 Girls

- 0% of Year 7 pupils in the survey smoked at least one cigarette during the last 7 days.




SUBSTANCES

- Overall, 7% reported they were 'fairly sure' or 'certain' that they knew someone who used drugs that were not medicines.




SMOKING AT HOME

- 17% of Year 6 and 19% of Year 7 say their parents/carers smoke.

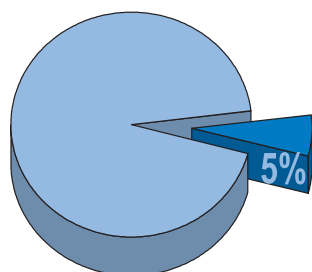
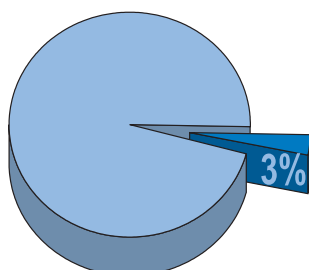


Year 6



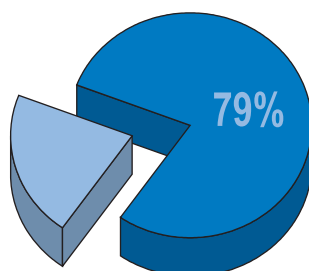
Year 7

- 3% of pupils say someone smokes indoors at home in rooms that they use.



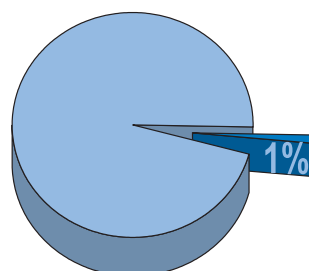
- 5% of pupils say someone smokes in cars when they are in them too.

- 79% of pupils said no one ever smoke at home.




- 18% said smoking only happens outside or on the doorstep. 2% said smoking happens only in certain rooms.


- 1% said smokers can smoke anywhere in their home.




- Pupils who were 'fairly sure' or 'certain' that they knew someone who used drugs that were not medicines.




Year 6 Boys



Year 6 Girls



Year 7 Boys



Year 7 Girls

COMPARISON BETWEEN RICHMOND YEAR 6 PUPILS AND THE SHEU YEAR 6 REFERENCE SAMPLE

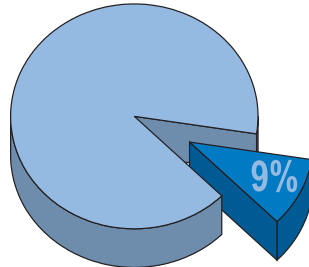
- 3% of Year 6 pupils in Richmond said they had an alcoholic drink in the last 7 days. This is similar to the 4% seen in the wider SHEU Year 6 reference sample.
- When asked if their parents/carers know if they drink alcohol, 1% said their parents/carers only 'sometimes' or 'never know'. Again, this is similar to the 1% who said this in the wider SHEU sample.
- 1% of Richmond Year 6 pupils said that they had tried smoking. This is slightly lower than the 3% of Year 6 pupils who said this in the reference sample.
- 0% of Richmond Year 6 pupils said that they smoked the previous week. 0% of Year 6 pupils also said this in the reference sample.
- ↓ 6% of Richmond Year 6 pupils said they knew someone who uses drugs not as medicines. This is lower than the 11% of the wider SHEU sample said the same.

Richmond secondary school pupils in Year 8 and Year 10 (ages 12 - 15)

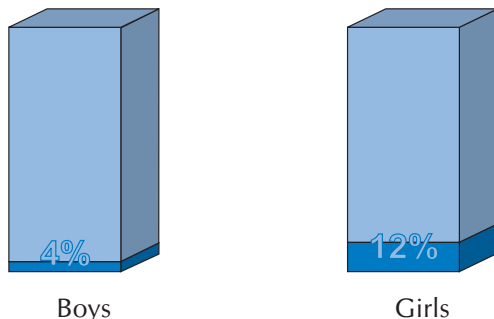
ALCOHOL


- 9% of pupils said that they have had an alcoholic drink in the last 7 days.

- This figure increase with age: 3% of Year 8 pupils said that they had drunk alcohol compared with 15% of Year 10 pupils.




- Saturday was most commonly reported as the day when drinking happened, followed by Friday and Sunday.
- 53% of pupils say they never drink alcohol, 8% said they don't drink alcohol at home. 29% of the pupils say their parents/carers always know if they drink alcohol. 5% said they usually know, but 5% of pupils their parents 'never' or only 'sometimes' know.
- For Year 10, of those who drink at home there is an interesting difference between the genders when reporting that their parents 'never' or only 'sometimes' know about them drinking.



 There is clearly an amount of unsupervised drinking occurring.

- 2% of pupils got drunk on at least 1 day in the last week (5% of Year 10 pupils).
- 1% of Year 10 girls bought alcohol from an off-licence in the last week.



- For Year 10 pupils, the 5 most common drinks consumed in the last week were (% of whole sample)

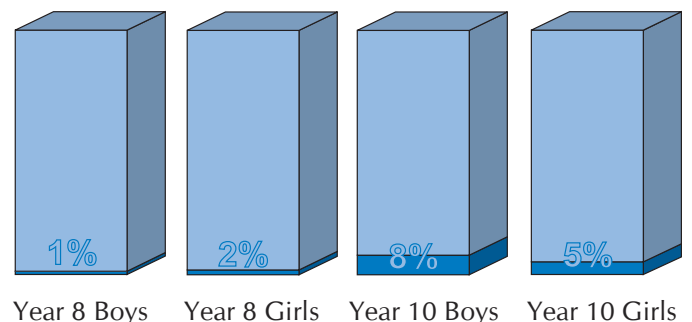
Year 10 only	Boys		Girls
Beer or lager	7%	Shots	4%
Cider	3%	Wine	3%
Wine	3%	Cider	1%
Shots	2%	Beer or lager	1%
Alcopops	1%	Alcopops	1%


- For Year 10, the places where alcohol was consumed in the last week were (% of whole sample):

Year 10 only	Boys		Girls
At home	9%	At home	6%
At a friend's or relation's home	4%	At a friend's or relation's home	6%
Outside in a public place	3%	Outside in a public place	5%
At a party or nightclub	2%	At a party or nightclub	2%
At a pub or bar	2%	At a pub or bar	1%

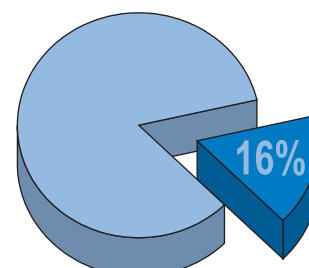
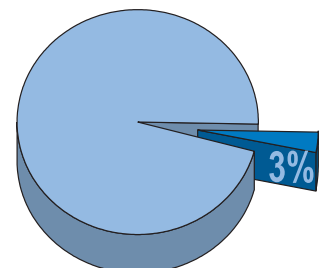
- The most common answer for where they usually get/buy alcohol was that they were given it by a family member. 2% of Year 8 pupils said this compared with 6% of Year 10 pupils.

- Pupils who were given alcohol by a family member in the last 7 days:



 SHEU data from across the country shows that the home is the largest single source of alcohol up to the age of 16.

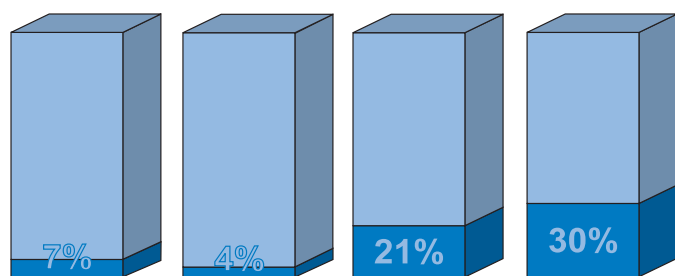
- 3% of Year 10 girls said they got someone else to buy them alcohol in the last 7 days.



- 16% of the pupils said that they knew about a special drug and alcohol service to help young people in their area.

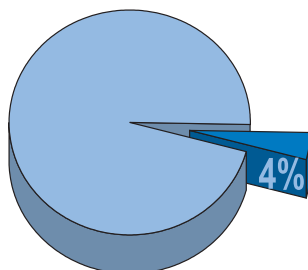
SMOKING

- 16% say they have tried smoking in the past or smoke now.
- These show the percentage of pupils who have reported that they have smoked.

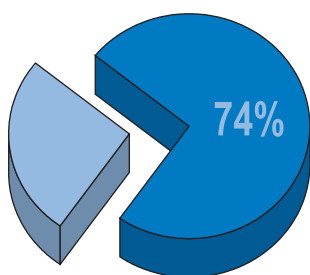


Year 8 Boys Year 8 Girls Year 10 Boys Year 10 Girls

- 4% in the survey smoked at least 1 cigarette during the last 7 days.
- 50% of regular smokers would like to give up smoking.
- When asked where they obtained their cigarettes, the top answer was 'bought them from a shop'. 1% said this.



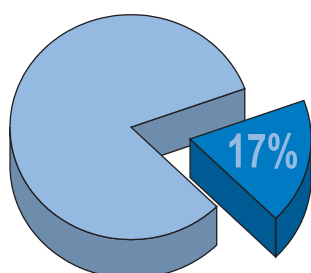
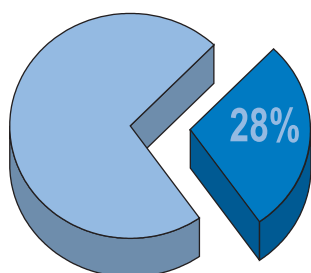
SMOKING AT HOME



- 74% of pupils said no-one ever smokes at home.
- 19% said that smoking happens only outside. 5% said smoking happens only in certain rooms or on the doorstep and 2% said smokers can smoke anywhere.

SUBSTANCES

- 28% reported they were 'fairly sure' or 'certain' that they knew someone who used drugs that were not medicines.
- In Year 10, 46% of the boys and 43% of the girls are 'fairly sure' or 'certain' that they know someone who takes at least one of the drugs listed in the question.




- 17% of pupils have been offered illegal drugs.
- 7% of pupils say they have taken some form of illegal drug.

- 2% say they have taken some form of illegal drug within the last month.
- The drugs reported as being used most often by Year 10 pupils are as follows:


An overview of 5 common drugs:

Year 10 only	Have used in the last month	Have used in the last 12 months	Have ever used
Amphetamines	0%	0%	1%
Cannabis	5%	10%	11%
Cocaine	1%	1%	1%
Ecstasy	0%	1%	1%
Poppers	0%	1%	1%

- 27% of Year 10 pupils have been offered drugs, but only 12% report taking drugs.



Been offered



Taken drugs

- 3% of pupils said that they had used drugs and alcohol on the same occasion.

COMPARISONS BETWEEN THE RICHMOND YEAR 8 AND 10 SURVEY AND THE SHEU REFERENCE SAMPLE FOR YEAR 8 AND 10

- 84% of Richmond Year 8 and 10 pupils said that they have never smoked at all. This is higher than the 75% of pupils saying this in the wider sample.
- 4% of Richmond Year 8 and 10 pupils said that they smoked at least 1 cigarette in the last week. This is slightly lower than the 5% of pupils who said this in the wider sample.
- 9% of Richmond pupils said that they had an alcoholic drink in the last week. This is lower than the 19% seen in the wider sample.
- 2% of Richmond pupils said that they got drunk on at least 1 day in the previous week. 7% of pupils in the wider sample also said this.
- When asked if their parents know if they drink alcohol at home, 53% said they never drink alcohol. 52% said this in the wider sample. 5% said that their parents 'never' or only 'sometimes' know. This compared with 5% of the wider sample.
- 11% of Year 10 pupils in Richmond had ever used illegal drugs compared with 14% of pupils in the wider sample.
- 3% of Richmond pupils said that they have used drugs and alcohol on the same occasion. This is slightly lower than the 5% seen in the wider sample.

CROSS PHASE DATA

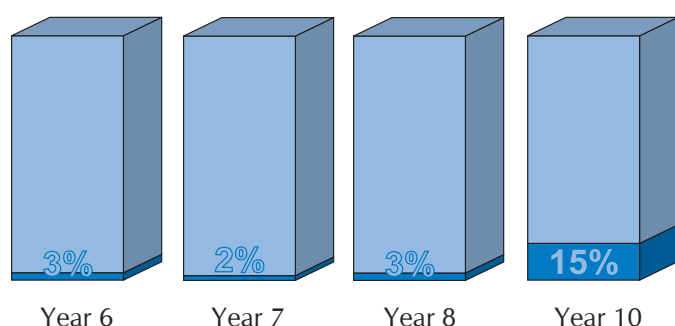
Questions included in both the primary and secondary versions of the questionnaire

- The following is a selection of data relating to the set of questions found in both the primary and secondary versions of the questionnaire. It is always interesting to see how young people change as they grow up but this analysis is also useful because it can raise some important questions for local discussion.

ALCOHOL

- When asked if their parents know if they drink alcohol, 93% of Year 6/7 pupils said they do not drink alcohol. This drops to 53% of Year 8/10 pupils.

- Pupils who have had at least 1 alcoholic drink last week:

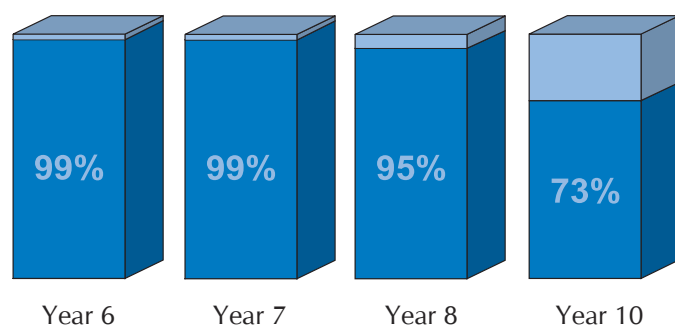


- 1% of Year 6/7 pupils drink with their parent/carers 'never' or only 'sometimes' knowing. This rises to 5% of Year 8/10 pupils.

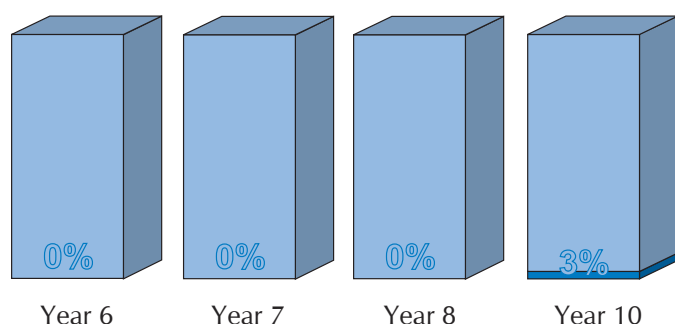
SMOKING

- 99% of Year 6/7 pupils said they had never smoked. This dropped to 84% for Year 8/10 pupils.

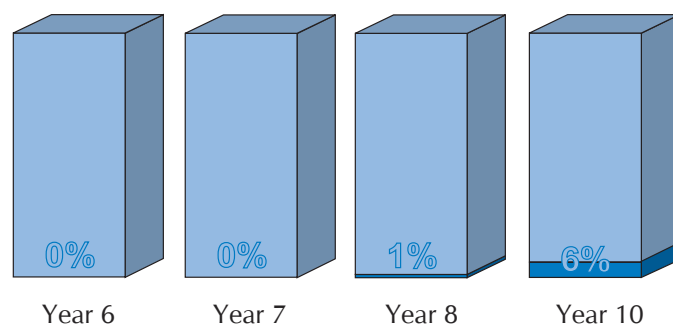
- Pupils who have never smoked at all:



- Pupils who describe themselves as occasional or regular smokers:



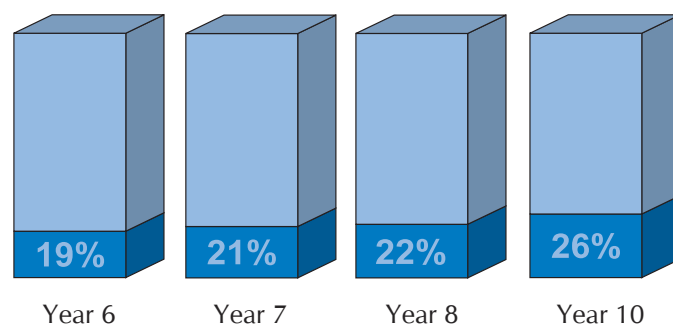
- Pupils who smoked last week:



- 79% of Year 6/7 pupils and 74% of Year 8/10 pupils say no one ever smokes at home.

- 1% of Year 6/7 pupils said that smokers can smoke anywhere at home, 2% of Year 8/10 pupils said the same.


- Pupils who said smokers are restricted to outside, the doorstep or only certain rooms at home:



SUBSTANCES

- 7% of Year 6/7 pupils and 28% of Year 8/10 pupils said they are 'fairly' sure or 'certain' that they know someone who uses drugs that are not medicines.

- Pupils who said they are 'fairly' sure or 'certain' that they know someone who uses drugs:




LINKS

- It is possible to look for connections between the answers pupils gave to different questions in the survey to look for behaviour profiles. The following are just 3 selected questions but any question can be analysed in this way. All differences illustrated below are statistically significant:


The first analysis is for Year 6 and 7 pupils who said they had a parent/carer who smoked compared with those pupils who said their parents/carers didn't smoke.

- 62% of pupils who said they had a parent/carer who smoked, said they were happy with their weight as it is. This compared with 77% of pupils who said their parents/carers didn't smoke. Therefore, we can say if your parent/carer smokes you are less likely to be happy with your weight.
- 18% of pupils who have a parent carer who smokes also said they chat to people online who they have never met. This compared with 9% of pupils whose parents/carers don't smoke. Therefore, if your parent/carer smokes you are more likely to report chatting online to people they don't know.
- This group is also more likely to say they have a special need or disability.
- They are less likely to live with both parents together.
- They are more likely to say they know someone who uses drugs.
- They are more likely to record a level of low self-esteem.
- They are also less likely to say they feel safe going out after dark in the area where they live.
- Pupils who have a parent/carer who smokes are also less likely to say there is enough for them to do near their home.

 Can any of this information be used to persuade more parents/carers to give up smoking?

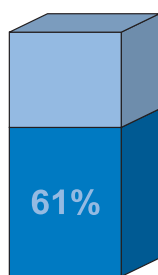
The second analysis is for Year 10 secondary girls who said they had drunk alcohol the previous week compared with Year 10 girls who didn't.

- 67% of girls who said they had drunk alcohol last week, also said they had tried smoking in the past or smoke now. This compared with only 23% of girls who didn't drink alcohol the previous week. Therefore, we can say that if you drank alcohol last week, you are more likely to have tried smoking in the past or be a current smoker.
- 38% of girls who drank alcohol the previous week said they had used drugs. This compared with 7% of girls who hadn't drunk alcohol the previous week. Therefore, pupils who said they drank alcohol last week were more likely to have used drugs at some point.
- This group is also more likely to say that they know where to get condoms free of charge.
- They are more likely to have played truant for at least the odd lesson or day.
- They are more likely to say that cannabis is safe if used properly.
- They are more likely to say they had nothing for breakfast that morning.
- Pupils who drank alcohol the previous week were also more likely to say that are happy talking to other pupils.


 It is clear that pupils who drank alcohol last week are also engaging in other risky behaviours.

The third analysis is for Year 10 pupils who said they had taken drugs at some point compared with Year 10 pupils who hadn't.

- 61% of Year 10 pupils who said they had taken drugs, also said they had smoked in the past 7 days. This compared with only 6% of pupils who had never used drugs:**



Used drugs



Never used drugs

- 46% of pupils who have used drugs said that they got drunk on at least 1 day in the last 7 days compared with 9% of pupils who haven't taken drugs.
- This group is more likely to say they have been the victim of crime or violence in the last 12 months.
- They are less likely to say that they feel happy with their lives at the moment.
- They are more likely to say they know of a special contraception and advice centre available locally for young people.
- They are also less likely to say that they are unhappy at school.
- Pupils who have used drugs are also more likely to have played truant in the last 12 months.
- They are also more likely to say that they need a lot more or better information to help them plan their future.

The way forward – over to you.

The Richmond Young People's Survey was developed by the Schools Health Education Unit (SHEU) in partnership with the London Borough of Richmond upon Thames Education and Children's Services and the Public Health Team. Since April 2014 Richmond's Children's services have been provided by Achieving for Children.

We are grateful to the teachers, schools and the young people for their time and contributions to this survey. The findings will be used to plan services and inform commissioning decisions and further support joint working. In addition the data will be used to inform plans and strategies with schools, Achieving for Children, the council and partners.

The survey will be conducted on an annual basis to enable The London Borough of Richmond upon Thames to analyse the findings year-on-year.

Richmond schools who took part in the survey:

Archdeacon Cambridge's CE Primary School,
Barnes Primary School,
Buckingham Primary School,
Chase Bridge Primary School,
Collis Primary School,
East Sheen Primary School,
Grey Court School,
Hampton Hill Junior School,
Hampton Junior School,
Heathfield Junior School,
Marshgate Primary School,
Orleans Park School,
Orleans Primary School,
Sacred Heart RC Primary School,
Sheen Mount Primary School,
St. Elizabeth's Catholic Primary School,
St. Mary's CE Primary School,
St. Richard Reynolds Catholic High School,
St. Richard's CE Primary School,
St. Stephen's CE Primary School,
The Vineyard School and
Waldegrave School for Girls.

For more information about the survey please contact:

Natalie Allen
Partnership Lead
Achieving for Children
Phone: 0208 891 7949
Email: natalie.allen@achievingforchildren.org.uk

Civic Centre
York Street
Twickenham
TW1 3BZ