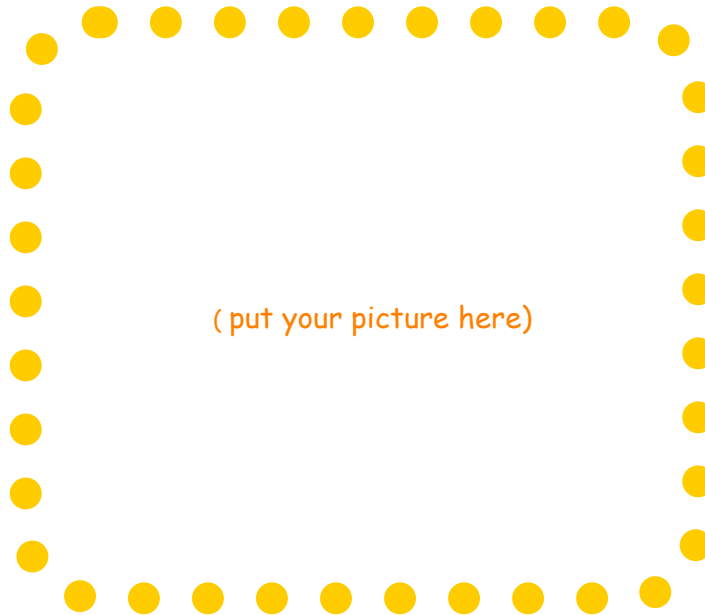


My review

Thinking about what to say



Young person's name


.....

Your name and role

.....

This is a booklet to help you to prepare for the review. You can take copies of the pages to stick on the sheets at the review if you want to.

**You can record information in whatever way you want,
you can write, draw, use photos or pictures.**

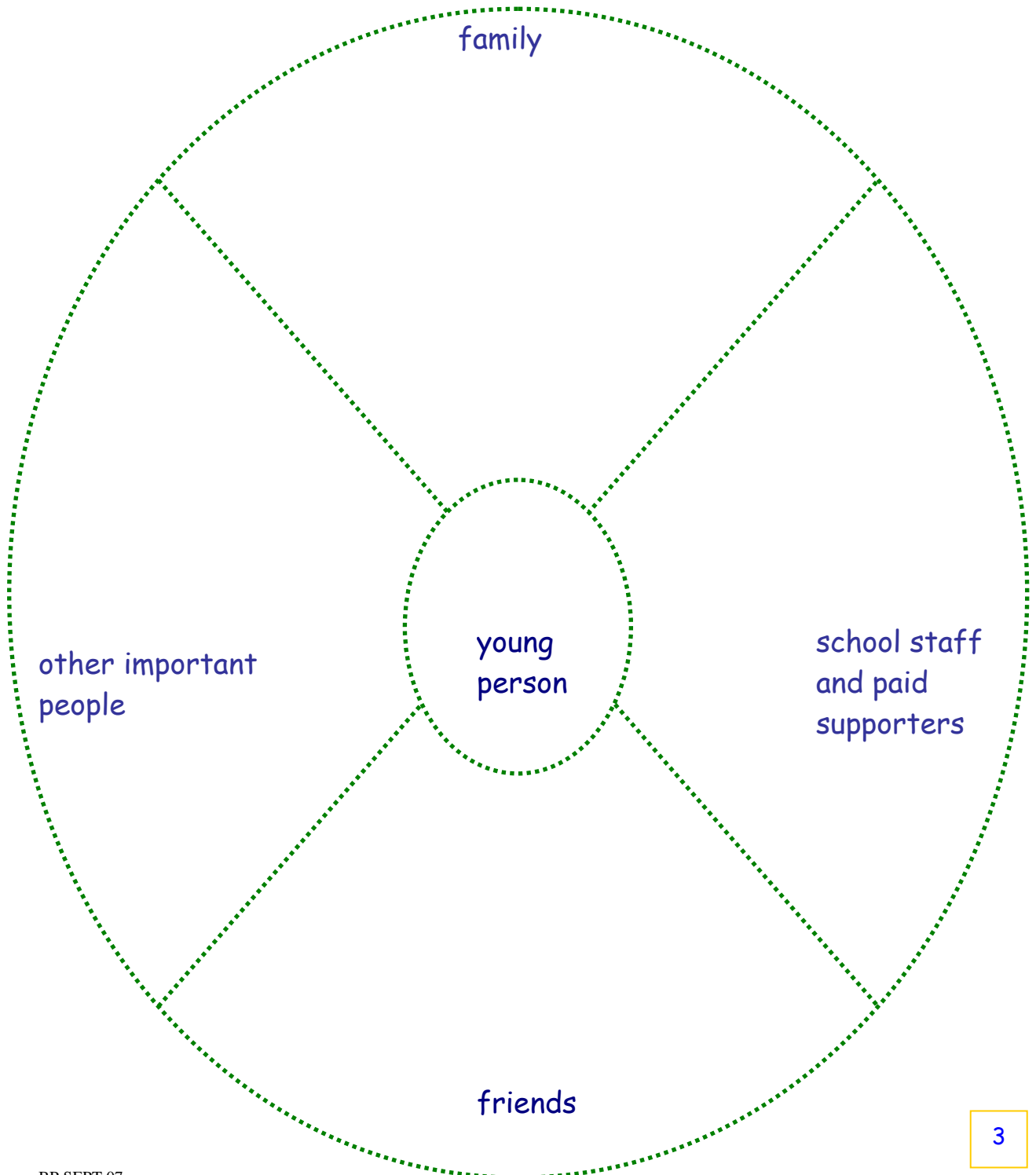


What you like and admire about



Important people in _____ life

Put names or pictures in the spaces.
Only place people on this page you are
sure are important to the young person.



What is important to _____ now?

Likes



Important
places and things
(church, club,
house, food,
drink, music)



What is important to _____ now?


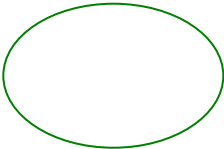

Getting to and from school, social activities

Things to be pleased about, proud of
has got better at or has achieved.



What would _____ like to get better at? What help
will they need to do this?

What is important to _____ for the future?



Staying healthy and safe

What _____ can do alone



Would like to be able to....?

What could help this happen?



Communication

What _____
does and says when feeling...




Happy

Upset

Frustrated

Angry

Unwell or in pain





What is not working

Ideas of how to change things for the better?


Questions to ask
Issues to resolve

Make a list of anything you want to find out about.




Planning my review

1. **Names of people I want to invite to my meeting.**
(Family, friends, school teachers and other important people)



2. **How I want the review to be (where, when, music, food, drinks)**





Workbook adapted by Becky Powell (September 2007)

Based on one developed by: Niki Marshall, Diane Staniforth and Ruth Mathiesen based on the year 9 Person Centred Review process by Helen Sanderson.



Sheffield Care Trust



HELEN SANDERSON ASSOCIATES

