

# Anti-Social Behaviour Review

Natasha Allen

Community Safety  
Manager



# Aims

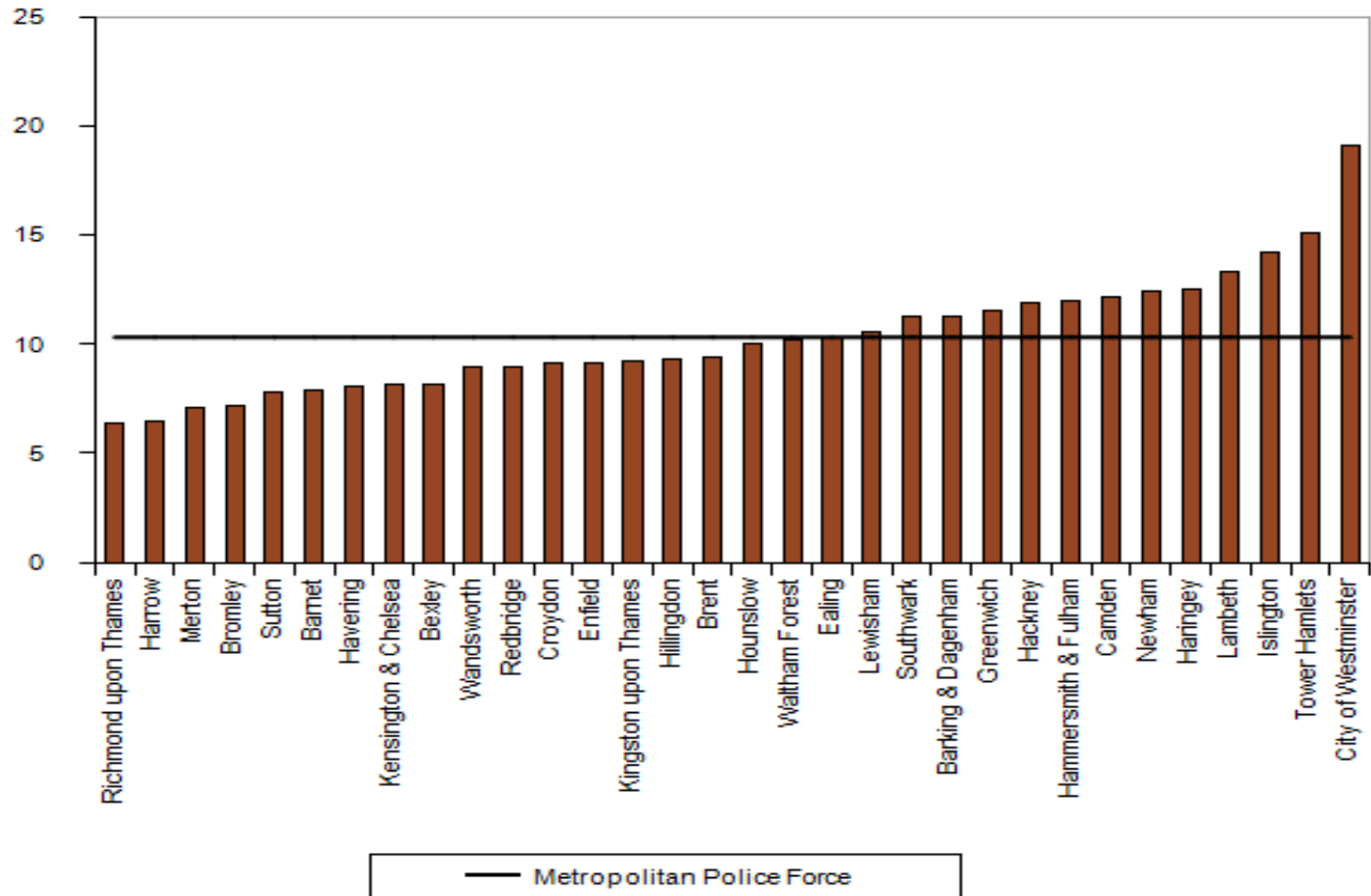
- Setting the scene;
- Data;
- Anti-social behaviour review;
- National Indicator 21;
- How we can improve performance on National Indicator 21;
- Any questions.

# Setting the scene

- Crime and Disorder Act (1998), requires police and local authorities to work together to reduce crime and disorder, ASB and substance misuse;
- Following the review of the Crime and Disorder Act the three yearly audit was replaced by an annual strategic assessment;
- Plan updated annually, the last updated in April stated that an ASB review would take place;
- Community Safety Partnership Plan 2008 – 2011 sits beneath the Community Plan;
- The CSP objectives reflect those set out in the Community Plan;
- The Community Safety Partnership objective is to be London's safest Borough and for people to feel they live in London's safest borough.

# Data – how are we doing?

iQuanta Barchart Force - Incidents per 1000 Residents  
Metropolitan Police BCUs  
Anti Social Behaviour  
01 Nov 2008 - 31 Jan 2009

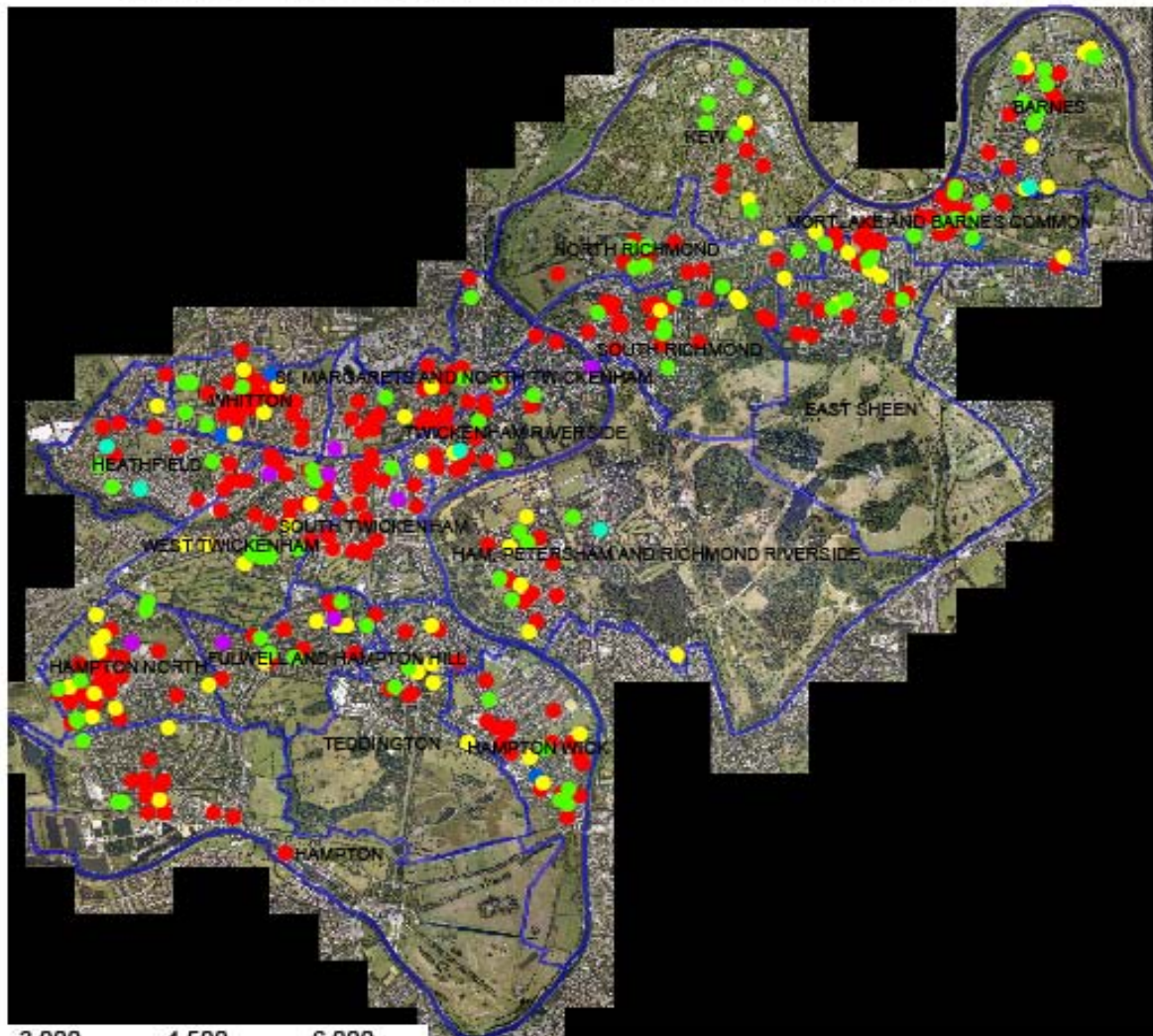


## Data – how are we doing?

	2007/08	2008/09
Graffiti	3279	2038
Fly tipping	1697	1613
Abandoned vehicles	724	559
Dog fouling	178	153
Vandalism	16	20
	5894	4383

# Data – how are we doing?

## 2007/08 Incidences of reported Anti-social Behaviour within LBRuT



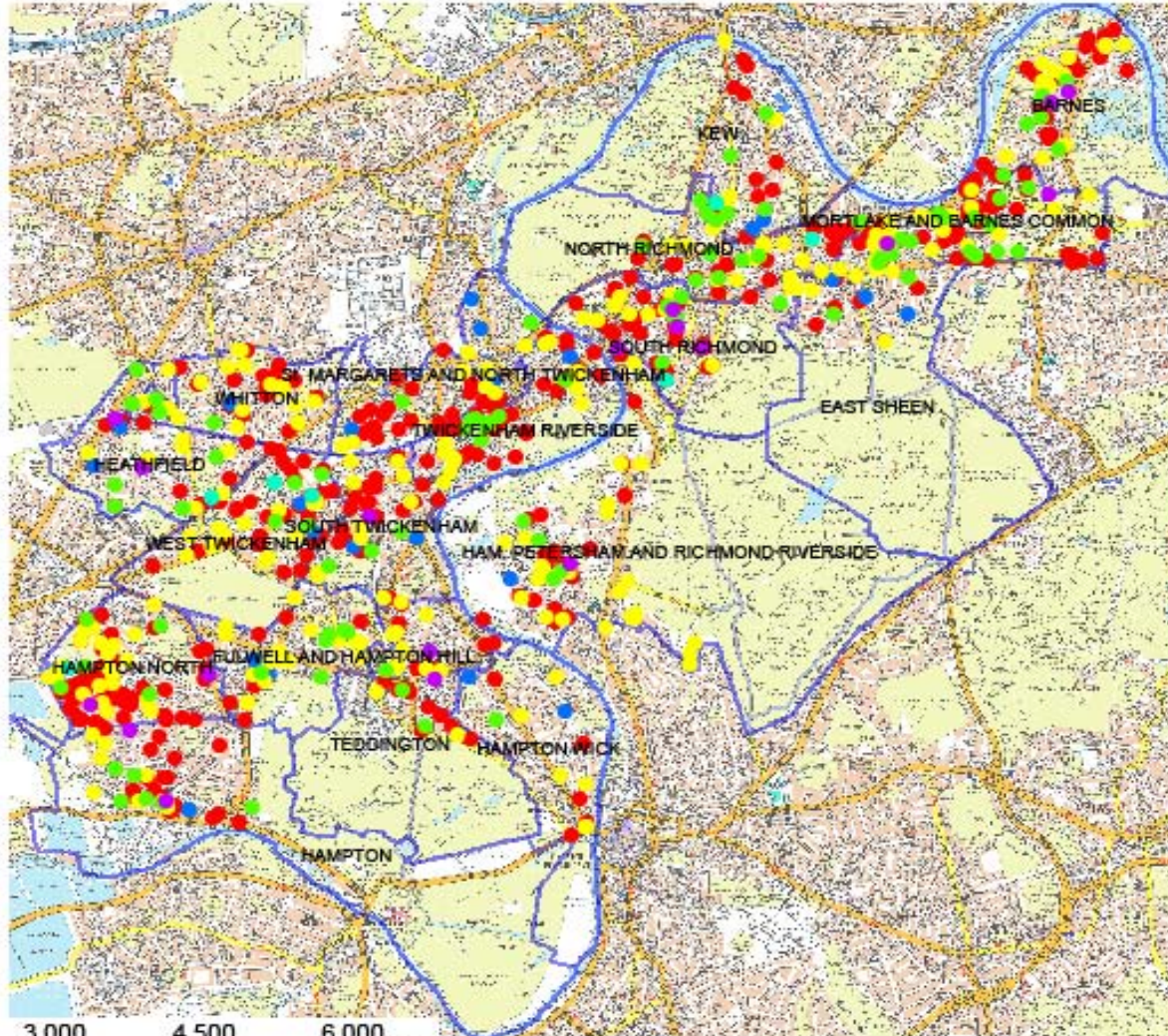
### Legend Data sourced from Frontline system

- Vandalism (07/08)
- Littering (07/08)
- Dog Fouling (07/08)
- Fly tipping (07/08)
- Abandoned Vec Incidences (07/08)
- Graffiti Incidences (07/08)

0 750 1,500 3,000 4,500 6,000  
Meters

# Data – how are we doing?

## 2008/09 Incidences of reported Anti-social Behaviour within LBRuT



**Legend**  
Data sourced from  
Frontline system

- Vandalism (08/09)
- Littering (08/09)
- Dog Fouling (08/09)
- Flytipping (08/09)
- Abandoned Vec Incidences (08/09)
- Graffiti (08/09)

0 750 1,500 3,000 4,500 6,000 Meters

# Anti-social behaviour review

- Meeting with departments and agencies;
- Attend police liaison groups (PLGs);
- Process of review and timeframe;
- Ongoing review.

# Findings – so far:

There is good work being done by departments and agencies;

## Key themes:-

**A need for clear reporting mechanisms;**

**Gaps in case management;**

## Need for co-ordination:-

- No central point for co-ordinating what is being done;
- Looking strategically across departments or agencies;
- Making sure remits are being fulfilled and holding agencies to account;

## Standardisation:-

- **Of service for victims and witnesses;**
- Clear guidance on when assistance can be given and by whom;
- Framework, policies, procedures and protocols;
- Best practice, new legislation, **training;**

# Findings – so far:

## Data recording:-

- No current central hub of information;
- Lack of complete data at the moment;

## Engagement:-

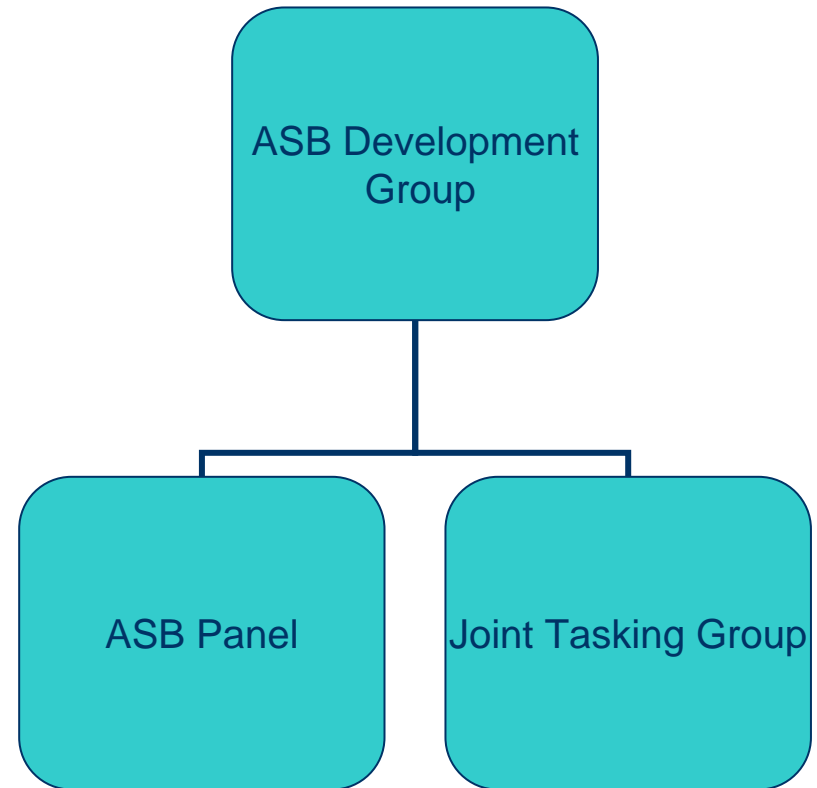
- Better engagement with partners;
- **Two way – feedback;**
- Being responsive to needs and feeding back;
- Using engagement to inform practice;

## Communication:-

- What is available and how to contact us;
- What is being done;
- Finding out what people want communicated and how;
- Planned communications throughout the year.

# Suggested structure

- ASB development group – strategic/ a critical overview across agencies;
- ASB panel – tackle perpetrators and support victims and witnesses;
- Joint tasking group – multi-agency hot-spotting and problem-solving;
- Residents, departments and agencies will be able to feed in and receive feedback;
- Links to other groups – i.e. Safer transport Group etc.



# Controlled drinking zone review

- CDZ/ DPPPO's section 12 -16 of the Criminal Justice and Police Act 2001;
- Two year review;
- **Questions that have to be looked at:**
- Has the CDZ reduced alcohol related ASB?
- How many times has the power been used?
- Is the area of the CDZ appropriate?
- Report to Licensing committee in June.

## National indicators

- Ni 21 - The percentage of people having confidence that the council and police are dealing with their concerns about crime and anti-social behaviour;
- This indicator will be used to measure people's fear of crime and confidence in the Community Safety Partnership;
- This will also be the overall measure of the work plan for the ASB development group;
- The Place survey questions will measure residents confidence.

## National indicators

Q6, looks at local public services:

Are they working to make the area...

- Safer?
- cleaner and greener?
- Promoting the interests of local residents?
- Act on the concerns of local residents?
- Treat all types of people fairly?

# National indicators

It is the responsibility of the police and other local public services to work in partnership to deal with ASB and crime in your local area;

So, how much would you agree or disagree that the police and other local public services....

- Q25, seek people's views about these issues in your local area?
- Q26, are successfully dealing with these issues in your local area?

# How do we improve confidence?

We would like to know your thoughts on what we need to do to improve your confidence in us, that the Council and the police are dealing with your concerns;

As residents and/ or professionals from a variety of agencies;

On your tables:

- How do you think we could improve residents confidence?
- And how would we go about doing this?
- What do you do/ what have you seen that works well?

The information given will inform the ASB review.